

Manufacturer index

Aiphone	3 - 4	Fort	49 - 51	PST	94
Altronix	5	Gallery	52	RCI	95 - 96
American Dynamics	6	Gyrotech	53	Rhino Dymo	97
American Sensors	7	Ilco	56 - 60	Royal Arch	98
APA - CCTV	8 - 16	Ingersoll Rand	61 - 68	Seco-Larm	99 - 100
Assa Abloy	17 - 20	Inter M	69	Select Hinges	101
Batko	21	Kaba	70 - 73	STI	102
Camden	22 - 24	Labco	74	System Sensor	103
Capitol Industries	25 - 26	Linear	75	Tane Alarm Products	104
CDVI	27 - 30	Louroe Electronics	76	Uplink	105
CX5	31	Labor Saving Devices	77	Viscount	106
Detex	32	Master Locks	78 - 81	WatchNet	107 - 108
Digitech	33	Minute Man	82	Winland	109
Dorex	34 - 42	Modular Devices	83	Weiser Lock	110 - 112
Elk	43	Montreal Hinges	84		
Emtek	44	Optivision	85	Inside front cover	Ilco key machine
Faac	45	Paradox	86 - 91	Centerfold	Ingersoll Rand
Farfisa	46	Pathfinder	92	Inside back cover	K2 Kwikset
Foresight	47 - 48	Protech	93	Outside back cover	Kaba access control

Product index

Access kit	29 - 90	Cash box	79
Access software	87	CATV plate	83
Alarm accessories	8	Chime - Doorbell	102
Alarm control panel	89	CO2 Detector	7 - 92 - 103
Amplifier	69	Crimping tool	83
Audio interface adapter	76	Cylinder	26 - 41 - 56
Automatic barrier	45	Damage stopper®	102
Battery tester	43	Dead bolt	39 - 44 - 51 - 59
BNC - RCA fitting	83	Dementia alarm system	33
Bollard	45	Door closer	38 - 52 - 62 - 63
Bright blue	66	Door contact	104
Cabinet lock	96	Driveway monitor	102 - 109
Cam locks	25	Electric strike	41 - 95
Camera (Box)	6 - 85 - 108	Electromagnet	27 - 96 - 99
Camera (Bullet)	9 - 10 - 85	Emergency pull station	23
Camera (Dome)	6 - 9 - 12 - 14 - 85 - 108	Emergency transmitter	75
Camera (Door frame)	24	Enclosures	21
Camera (Dummy)	100	Entry set	39 - 44 - 110 - 111 - 112
Camera (Mini)	9	Environmental monitoring	109
Camera accessories	16	Exit alarm	32

Product index

Exit button plate	74	Proximity reader	23 - 30
Exit device	35 - 36 - 41 - 62 - 68	Public address	69
Extender Hub	48	Pull plate	52
Fingerprint reader	27	Push plate	52
Flush bolt	52	Push switch	22 - 24 - 74 - 96
Glass security film	94	Pushbutton lock	70 - 71 - 72 - 73
GMS module	87	Relay	43 - 74
Grade 1 lock	34 - 64	Remote control	88 - 91
Grade 2 lock	37 - 49 - 64	Remote Keyboard	11
Grade 3 lock	50	Security lock	80 - 81
Ground loop isolator	47	Siren	8 - 43
Heat detector	92 - 103	Smoke detector	7 - 88
Heat sensor	109	Solar panel	85
High security cylinder	31	Speaker	69
Hinge	41 101	Specialty lock	25
Intercom	3 - 46 - 75 - 106	Stand alone DVR	6 - 15 - 107
IP module	87	Strobe light	43
Jimmyproof & night latch	26	Surface bolt	52
Key cabinet	40 - 59 - 79	Swing door operator	45 - 53 - 61
Key cloning	58	Tie Wrap	83
Key cutting machine	57	Timer	5 - 23
Key Engraving Machine	59	Timer unit	74
Keyboard / mouse hub	48	Transmitter	28
Keyed switch	23	Transmitter (Mini)	28
Keypad	27 - 46 - 65 - 67 - 100 - 112	UPS system	82
Keys	60	VGA extender	48
Kick plate	52	Video compression card	108
Knob set	34 - 35 - 37 - 49 - 50 - 64 - 110 - 111 - 112	Video transceiver	47
Label printer	97	Volume control	69
LCD monitor	13	Water sensor	109
Lens	16 - 48	Wire running tool	77
Lever set	44 - 50 - 62 - 110 - 111 - 112	Wireless communication	105
Lockout hasp	80	Wireless receiver	28
Microphone	69 - 76	Wiring duck	83
Mortise lock	26 - 41 - 42	Wrap-around plate	98
Music distribution kit	75		
New from Paradox	91		
Padlock	40 - 51 - 78 - 79 - 80		
PhotoBeam detector	100		
PIR	86 - 88 - 93		
Power bars	82		
Power converter	47		
Power supply	5 - 74 - 95 - 99 - 100		
Proximity card	30		

- Valid while quantities last
- Products are susceptible to change without notice
- Images may differ

AIPHONE®

Multi-Tenant



Features

- Quick and easy to install
- 2 Wires only!
- Service button to control an external device
- Door release powered by door station
- Also available for 2 to 4 apartments

AI55DA1AG

Colour Video Intercom



Features

- Quick and easy to install
- 2 Wires only!
- No handset to pick up
- Includes single N/O door release contact

AI55JKS1AD

Surface Mount Door Station



The LE-D is a surface mount, ABS plastic door station. It is weather resistant and mounts to a single gang electric box. The LE-D provides communication and call-in.

AI55LED

Chime Com2 System



Features

- Press-to-talk door answering with automatic shut-off
- Backlit CALL button
- Chime and voice volume controls
- Powered by AC transformer AI55PT1210N (not included)

AI55CCS1A

Hands-free Intercom



Features

- Open voice door answering with door release
- Automatically turns off in 20 seconds
- Battery or DC power supply

AI55C123LA

12V Power Supply



The PS-1225UL is a 12V DC, 2.5 Amp Power Supply. It is UL listed and can be used in both 110V AC and 240V AC environments by changing the AC power cord (110V cord is included with the unit).

AI55PS1225UL

Access Sentry System



Features

- Door release (N/O contact)
- Calling and 2-way communication
- Call tone & voice volume control
- Kit includes AI55LED
- Powered by AC transformer AI55PT1210N

AI55LEM1DLS

Stand Alone Access Keypad



Recessed
AI55AC10S



Flush Mount
AI55AC10F

Features

- AC-10S designed to match look of MK-DV and JF-DV
- Stand alone capability
- 12-digit backlit keypad
- 2 relay outputs (NO & NC)
- 100 Pin Code capacity
- 2 request-to-exit inputs
- 12 terminal wiring block for easy connections

Master Stations



Features

- Intermixable system with any number of master & subs
- Selective calling, monitoring and optional All Call
- 3, 5 and 10 call master
- Call tone and LED annunciation at master

AI55LEF3

AI55LEF5

AI55LEF10

Intercom Adaptor over IP



AI55IPW1A

Features

- Cost-effective multi-PC based design
- Compatible with IE Series sub stations
- Works with standard wired and wireless network infrastructure
- Digital audio recording and playback capability via included software
- Relay output for remote release (N/O or N/C)

AIPHONE®



GF - Audio 8 apartments kit



GH - Audio 8 apartments kit



GH - Audio/Video 8 apartments kit



Code	Desc.
1x AI55GFDAB	Audio module
1x AI55GFDP	Audio panel
2x AI55GFSW	Call module
2x AI55GF4P	Call panel
1x AI55GF3B	Back box
1x AI55GF3F	Front frame
1x AI55GFBC	Audio control unit
8x AI55GF1DK	Tenant station
1x AI55PS2420UL	Power supply
1x AI55WDIN11	Mounting rail

Code	Desc.
1x AI55GHDA	Audio module
1x AI55GHDP	Audio panel
2x AI55GHSW	Call module
2x AI55GF4P	Call panel
1x AI55GF3B	Back box
1x AI55GF3F	Front frame
1x AI55GHBC	Audio control unit
8x AI55GH1AD	Hands free tenant station
1x AI55PS2420UL	Power supply
1x AI55WDIN11	Mounting rail

Code	Desc.
1x AI55GHVA	Video module
1x AI55GFVP	Video panel
1x AI55GHDA	Audio module
1x AI55GFDP	Audio panel
2x AI55GHSW	Call Module
2x AI55GF4P	Call panel
2x AI55GF2B	Back box
2x AI55GF2F	Front frame
1x AI55GHBC	Audio control unit
1x AI55GHVBC	Video control unit
2x AI55GH4Z	Video distribution adaptor
8x AI55GH1KD	Monitor tenant station
2x AI55PS2420UL	Power supply
4x AI55WDIN11	Mounting rail

Options:



Rain hood
AI55GF103H

Hooded box
AI55GF103HB

Options:



Rain hood
AI55GF103H

Hooded box
AI55GF103HB

Options:



Rain hood
AI55GF202H

Hooded box
AI55GF202HB

Audio Module - Panel <p>GF-DA GH-DA GF-DP GH-DP</p>	Video Module - Panel <p>GH-VA GF-VP</p>	Tenant Station <p>GF-1DK</p>	Audio control unit <p>GF-BC</p>	Video control unit <p>GH-VBC</p>	Video distribution adaptor <p>GH-4Z</p>
Call Module - Panel <p>GF-SW GH-SW GF-4P</p>	Hands Free Tenant Station <p>GH-1AD</p>	Monitor Tenant Station <p>GH-1KD</p>	Back box & Front frame <p>GF-2B GF-3B GF-2F GF-3F</p>	Power supply <p>PS-2412UL</p>	Mounting rail <p>W-DIN11</p>



Altronix®

More than just power™

DC Wall Mount Power Supply



Features

- 6-15VDC selectable output.
- 6 amp supply current.
- Sixteen (16) fuse protected outputs.
- Output fuses are rated @ 3.5 amp.
- 115VAC 50/60Hz, 1.5 amp input.
- Short circuit and thermal overload protection.
- Lifetime Warranty.

AZ55615DCUL

Power Supply / Charger



Features

- 12VDC or 24VDC selectable output
- 4 amp @ 12VDC or 3 amp @ 24VDC of continuous supply current output
- 115VAC 60Hz, 1.45 amp input
- Short circuit and thermal overload protection
- AC fail, low battery and battery presence supervision
- Lifetime Warranty

AZ55AL400ULX

AC Wall Mount Power Supplies



Features

- 24VAC or 28VAC selectable output.
- 12.5 amp @ 24VAC (300VA) or 10 amp @ 28VAC (280VA) supply current.
- Output fuses are rated @ 3.5 amp.
- 115VAC 50/60Hz, 2.7 amp input.
- Lifetime Warranty.

AZ552483ULM

- Eight (8) fuse protected outputs.

AZ5524163ULM

- Sixteen (16) fuse protected outputs.

Panic Device Power Controller



Features

- Powers and controls two panic hardware devices with high in-rush current requirements
- Built-in timed door release and automatic door activation
- Built-in Fire alarm interface
- Built-in battery charger
- Lifetime Warranty

Strikelt1

Power Supplies



AZ55SMP3

Features

- 6, 12 or 24VDC selectable output
- 2.5 amp continuous supply current



AZ55SMP5

Features

- 6, 12 or 24VDC selectable output
- 4 amp of continuous supply current



AZ55SMP7

Features

- 12VDC or 24VDC selectable output
- 6 amp of continuous supply current



AZ55SMP10

Features

- 12VDC or 24VDC selectable output
- 10 amp continuous supply current

All models have a short circuit and thermal overload protection plus a Lifetime Warranty

Annual Event Timer



Features

- 12 to 24 volts AC or DC operation
- Form "C" relay contacts are rated 10 amp @120VAC/28VDC
- Momentary and/or Latching Events
- 50 individually programmed daily/weekly events
- Block programming capacity can accommodate a total of 350 events per week
- 10 programmable Holiday dates
- "First man in" option
- Lifetime Warranty

AZ55PT724A

Multi-Function Timer



AZ556062

Features

- 12VDC or 24VDC selectable operation
- Quick and extremely accurate time range adjustment from 1 sec. to 60 min
- Form "C" relay
- Triggers via positive DC (+) voltage
- Selectable relay activation at the start or end of the timing cycle
- One (1) second momentary relay activation at the end of the timing cycle (eliminates the need to use two (2) timers for this function)
- Repeat (pulser/flasher) mode.
- Lifetime Warranty

AMERICAN DYNAMICS™

Embedded Digital Video Recorder

AG55TVRVS



Features

- 4 video inputs and 1 audio input. Each channel has independent, H.264 hardware compression and real time display
- CIF/2CIF/4CIF resolution
- Built-in web server, TVR-VS can be viewed and configured via Internet Explorer
- Supports composite video output, spot video output and VGA video output
- Supports multi-level user management

Super High Resolution Day / Night Colour Camera

AG55CPAKIWSHR2



Features

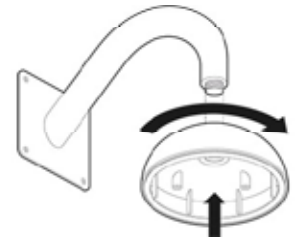
- 540 TVL model with electronic Day/Night
- 24 VAC/12 VDC NTSC
- Superior low-light performance
- Auto white balance (AWB), automatic gain control (AGC), automatic electronic shutter (AES), and backlight compensation (BLC)
- 2.8-12mm Auto Iris Lens included
- Wall support bracket included

Discover™ Series Vandal Proof Mini-Dome

Features

- High impact vandal resistant housing that retains shape even after forceful impact
- Snap-on bubble liner for an extra level of covertness
- Advanced pivoting axis provides greater viewing flexibility
- Three quality auto iris lens options for better image quality and improved low light performance
- High impact vandal resistant polycarbonate bubbles (clear and tinted)
- Multiple camera options, including WDR model with latest Pixim® technology
- Night-Saver mode for extreme low light conditions
- Easy installation with eight mounting options

Wall Support



AG55CDEH2606CN

AG55CDW2606CU

AG55CDEH0309CN

AG55CDW3895CU

AG55CDMWALL

APA CODE	Finish	Camera	Lens	Bubble	Format
AG55	CD = White	EH = High resolution W = Wide dynamic range	0309 = 3.0 ~ 9.0 mm 2606 = 2.6 ~ 6.0 mm 3895 = 3.8 ~ 9.5 mm	C = Clear	N = NTSC U = Universal

Discover™ Indoor Series Mini-Dome

Features

- Economical, high quality camera for indoor applications where vandalism is not a concern
- 540 TVL super high resolution 1/3" camera provides superior image quality and colour reproduction
- Night-Saver mode for low light conditions
- Three vari-focal auto iris lens options
- Snap-on bubble liner for covert appearance
- Advanced pivoting axis provides greater viewing flexibility
- Easy installation with quick mounting accessory



AG55CPWH2506CN

AG55CPWH3895CN

APA CODE	Finish	Camera	Lens	Bubble	Format
AG55	CPW = White	H = High resolution	2506 = 2.5 ~ 6 mm 3895 = 3.8 ~ 9.5 mm	C = Clear	N = NTSC

AMERICAN SENSORS™

Photoelectric Smoke Detector

NA55ASD200

Features

- 12/24 volt DC hardwire with built-in "NO/NC form C" Relay
- Automatic alarm reset feature
- Alarm source indicator
- Interconnectable up to 12 units
- Alarm, power test feature and LEDs
- 10 year limited warranty



Carbon Monoxide Alarm

NA55CO8RD

Features

- 12/24 volt DC hardwire with relay
- 3 digital display modes
- Low consumption, 30 micro Amps
- Approved to work with alarm control panels
- 10 year limited warranty



Natural Gas Alarm

NA55NG401A

Features

- 12/24 volt DC hardwire with auxiliary relay
- Easy installation mounting hardware included
- Instant test feature
- Set to alarm before gas level reaches 25% of lower explosive level
- Self diagnosing circuitry



Propane Gas Alarm

NA55LP401A

Features

- 12/24 volt DC hardwire with auxiliary relay
- Easy installation mounting hardware included
- Instant test feature
- Set to alarm before gas level reaches 25% of lower explosive level
- Self diagnosing circuitry



Smoke Detector

ESA5011

Features

- 120 Volt hardwire with built-in "NO/NC Form C" Relay
- Automatic alarm reset feature
- Alarm source indicator
- Interconnectable up to 18 units (12 smoke alarms and 6 compatible devices combined)
- Ionization Technology
- Alarm and power test feature and LEDs
- Tamper Resistant "Lock-it" key mounting hardware included
- 10 Year Limited Warranty



Auxiliary Relay

NA55CB100

Features

- Unique design allows "field selectable" for use with smoke signal only, CO signal only, or combined
- Interconnect smoke and or carbon monoxide alarms to auxiliary devices (i.e., fire panels, shut-off valves, exhaust systems, etc.)
- This module is also interconnectable with the Dicon smoke alarms 570L, 570LR, 570LC or 370LB



Emergency Button

CW5578301 / CW5578301F

Features

- Emergency button
- Colour : white
- N.O./ N.C.
- 2 models
English or French



Piezo

CW55PML

Features

- Piezo
- Voltage : 12VDC
- Can be installed on a wall plate



Siren

CW55SS14

Features

- 15 Watts siren
- Voltage : 12VDC
- Horn : 4 inches
- Colour : white
- 110 ~ 115 dB



Siren

CW55SS15

Features

- 15 Watts siren
- Voltage : 12VDC
- Horn : 6 inches
- Colour : white
- 110 ~ 115 dB



Siren

CW55SS30

Features

- 30 Watts siren
- Voltage : 12VDC
- Horn : 8 inches
- Colour : white
- 120 ~ 125 dB



Decorative Siren

CW55SS36

Features

- 15 Watts siren
- Voltage : 12VDC
- Colour : white
- 110 dB



Truer than life CCTV

High performance colour camera

Lens not included



FN55CT2660N

Features

- Advanced DSP 1/3" Sony CCD
- Stable high performance video picture
- Flickerless mode switch for 50/60Hz
- Extremely low light level at 0.01 Lux
- Easy backfocus adjustment
- Isolated switching power 24VAC / 12VDC
- 420 TVL Resolution
- Auto iris DC drive or video

Supreme day night IR camera

Lens not included



FN55CT8881HQICR

Features

- High Definition Image with 1/3" SONY Advanced CCD
- Produces Crisp Video images of 540 TVL colour, 600 TVL Monochrome
- Excellent sensitivity of 0.1 Lux F1.2, 10 IRE colour mode, 0.01 Lux F1.2, 10 IRE B/W mode
- Colour / B&W switchable by ICR filter
- Flickerless switch for 50/60Hz Frequency
- Digital Noise Ratio reaches more than 52dB
- Easy backfocus adjustment
- Isolated switching power 24Vac / 12Vdc

Mini camera PC board



FN55CX42HP

Features

- High definition image with 1/3" Panasonic ADV CCD
- Produces crisp colour video images of 420 TVL
- Excellent sensitivity of 0.1 Lux
- Digital noise reaches more than 48 dB
- Pinhole lens (3.7mm flat)
- Bracket included

Colour camera with colour killer



FN55ATBC601
FN55ATBC602

Features

- High definition image with 1/3" Sony CCD
- Produces crisp colour video picture of 420 TVL (601), 480 TVL (602)
- Excellent sensitivity of 0.5 Lux (601), 0.8 Lux (602)
- Auto backlight compensation
- Digital noise ratio reaches more than 48dB
- Power 12Vdc

Truer than life CCTV

Day / Night Bullet Camera



FN55A6442DN

Features

- Digital Signal Processing (DSP)
- High Sensitivity Colour & B/W CCD
- Horizontal Resolution of 380 TV Lines in colour and B/W
- Minimum Illumination of 0.1 Lux
- Automatic switchover from colour to monochrome under low light
- Lens option are interchangeable 3.6mm built in or (4mm, 6mm, 8mm & 12mm optional)
- Comes with sunshield
- Non-condensing coated glass
- Tamper-proof glass
- Bracket included

IR Night Vision Bullet Camera



FN55ICXIR38035
FN55ICXIR80035

Features

- IP68 Rated Waterproof Housing
- Digital Signal Processing
- Horizontal Resolution : IR380 = 420 TV Lines, IR800 = 540 TV Lines
- Built in standard 4mm lens or (6mm, 8mm & 12mm optional)
- 35 units of LEDs
- Effective distance of 35M indoor / outdoor range
- Ideal camera for all day and night time surveillance.
- Non-condensing coated glass
- Bracket included

Weatherproof Day / Night Colour Camera



FN55ATCB420VE359
FN55ATCB420VE922
FN55ATCB540VE359
FN55ATCB540VE922

Features

- Rear external lens adjustment
- Wires hidden in support
- Choice of varifocal lens (3.5-9mm or 9-22mm)
- Day / Night
- 420 or 540 TV lines
- Bracket included

Day Night, IR Cut Bullet Camera



FN55ICX4VIR720
FN55ICX4VIR800
FN55ICX9VIR720
FN55ICX9VIR800

Features

- IP68 Rated waterproof housing
- Aesthetically appealing with concealed wiring in the back of camera body for easy installation
- Lens is adjustable from exterior of housing
- Horizontal resolution of 420 (VIR720) or 540 (VIR800) TV lines
- Built in varifocal F1.8 lens 4~9mm/ 9~22mm
- Effective distance of up to 60 M indoor / outdoor
- Ideal camera for all day and night surveillance
- Non-condensing coated glass
- IR cut built in mechanism
- Aluminum bracket included



Truer than life CCTV

Remote Keyboard

Features	FN55CK105
• Input Voltage	DC12V
• Power Consumption	10W
• Joystick Control	Pan, Tilt, Zoom
• Protocol	Pelco-D, Pelco-P & More
• Remote Control	RS-232 / RS-485
• Baud Rate	1200 ~ 38400
• LCD Display	20 x 2 Characters
• Integration	Cascading connections
• Auto Surveillance	Position, Tour, Auto Pan
• Wiring Box	Yes
• Operating Temperature	0 °C ~ 40 °C
• Operating Humidity	<95%
• Dimensions	380(W) x 180(H) x 95(D)
• Weight	1.5 Kg



FN55CK105

Remote Keyboard



FN55ATMPTK3

Model	FN55ATMPTK3
• In/Output	RS485
• Joystick Control	Pan, Tilt & Zoom
• Baud rate	2400, 4800, 9600 and 19200
• Protocols	Pelco-D, Pelco-P
• Remote control	1.2Km - RS-232 / RS-485
• Power Consumption	9~12 VCC, 0.5A, 2.5 Watts
• Dimensions	119 (L) x 180 (H) x 98 (P) mm
• Weight	630 g.
• Operation Temperature	0 °C to 50 °C
• Storage Humidity	5 to 90 % non condensing

Truer than life CCTV

Anti-Grip Design, Tri-Axis Dome



FN55DC420DN
FN55DC480DN

Features

- Ultra Compact and light weight
- Anti-Grip with Tri-Axis Bracket
- With 1/3" CCDs
- Day & Night
- Resolution 420 & 480 lines
- Fix lens

Anti-grip Design, Tri-Axis Vandal Proof Dome



FN55VD420DNR
FN55VD525DNR

Features

- Ultra Compact and light weight
- Anti-Grip with Tri-Axis Bracket
- IP66 with Waterproof Housing
- With 1/3" CCDs
- Vandal proof design
- Day & Night
- Fix lens

Tri-Axis Vandal Resistant Day & Night Dome



FN55VD3V420DNR
FN55VD9V420DN
FN55VD3V540SHDNR
FN55VD9V525DN

Features

- Compact & Vandal Resistant Construction & Anti-grip design
- Suitable for indoor and outdoor (optional wall mount)
- DSP controls for BLC, white balance, and gain control.
- IP 66 Rated
- Tamper proof screw
- Integration of varifocal DC iris lens 4-9mm or 9-22mm
- Resolution of 420 or 540 lines

Tri-Axis Vandal Dome + Day night



FN55VD3VIR420D
FN55VD9VIR420SP
FN55VD3VIR540SH
FN55VD9VIR525SH

Features

- Compact & Vandal Resistant Construction
- Suitable for indoor and outdoor (optional wall mount)
- DSP controls for BLC, white balance, and gain control.
- IP 66 Rated
- Tamper proof screws
- Integration of varifocal DC iris lens 4-9mm or 9-22mm
- Resolution of 420 & 540 lines

Day & Night Vandal Dome, with Varifocal Lens



FN55CDV26VD580
FN55CDV3VD580

Features

- Unique design with waterproof housing IP66 rated
- 540 TVL colour
- Fitted with SONY CCD
- Day & Night function
- Integrated Varifocal Lens with 3.7~12 or 2.6~6 mm
- Burglarproof screw

Day / Night Dome Colour Camera



FN55ATIRD420VA
FN55ATIRD540VA

Features

- External adjustment for 4~9mm varifocal lens
- Day / Night
- 420 or 540 TV lines
- Led's
- Vandal proof design



Truer than life CCTV

TFT Active Matrix LCD Display

17" LCD Colour Monitor

19" LCD Colour Monitor



CW55TFT17



CW55TFT19

**75 Ω / BNC
Interface**



Did You Know

In the case of a colour screen three different colour point (red, green, blue) are needed to make a pixel, and each point on an active matrix screen has a transistor associated with it. So a TFT screen is controlled by hundreds of thousands of transistors.

TFT stands for Thin Film Transistor

Features

- Brightness: 350 cd/m² ~ 500 cd/m²
- Life: 50 000 hours
- View angle:
 - Horizontal - 170°
 - Vertical - 170°
- Line frequency: 30~90 kHz
- Field frequency: 60~75 Hz
- Maximum resolution for 17" & 19": 1280 x 1024
- Video model: NTSC-M
- Input interface: DB15, VGA, AV, S-Video, 75Ω RCA (RCA/BNC Adapter required)

Power Adapter

- Input: 100 ~ 240 Vca 50/60Hz
- Output: 12 VDC @ 4A
- Consumption: ≤ 40W

Accessories

- AC Adapter
- Power line
- VGA signal line

OSD (on-screen display)

- Language: English, Korean, Japanese, German, French, Spanish & Russian



Truer than life CCTV

EP Series High Speed Colour Dome Camera

Features

- 480 TVLines of horizontal resolution
- 1/4" Sony exview HAD CCD, 18X optical zoom (12X digital zoom) f=4.1mm (wide) - 73.8mm (tele) F1.4-3.0
- High sensitivity of 1.0 Lux (typical) F1.4 50IRE
- 80 presets with editable time
- Auto running: allows the dome to return to any preset, sequence, pattern, panning automatically after a period of inactivity
- 2 Pannings with up to 355 degrees scan range
- 2 Sequences, each one with up to 32 presets, dwell time can be set
- 2 pattern tours, each one with up to 180 seconds of recording
- Communication interface: RS485 / RS422
- Supports multiple Protocols: Pelco P/D, VCL, Vicon, Molynix, Diamond, Kalatel, Ernitec, Lilin & Panasonic
- Black liner for discreet surveillance
- Built in 1500W lightning proof and surge proof
- 24VAC



FN55EPQ201A

EP Series High Speed Day/Night Dome Camera



FN55EPQ908A

Features


- Day night + ICR, 480 TVLines of horizontal resolution
- 1/4" Sony exview HAD CCD, 26X optical zoom (12X digital zoom) f=3.5mm (wide) - 91.0mm (tele) F1.6-3.8
- High sensitivity of 1 Lux (typical) F1.6 50IRE
- 7 alarm inputs, 2 outputs
- 220 presets with editable time
- 8 programmable zones / 8 privacy masking zones
- Auto running: allows the dome to return to any preset, sequence, pattern, panning automatically after a period of inactivity
- 4 Pannings with up to 355 degrees scan range
- 4 Sequences, each one with up to 32 presets, dwell time can be set
- 4 pattern tours, each one with up to 180 seconds of recording
- Communication interface: RS485 / RS422
- Supports multiple Protocols: Pelco P/D, Vicon, Molynix, Diamond, Kalatel, Ernitec, Lilin & Panasonic
- Black liner for discreet surveillance
- Built in 1500W lightning proof and surge proof
- 24VAC

EP Series High Speed Day/Night Built-in Dome Camera

Features

- Same as EPQ908A but including flush mount for indoor housing use
- Bubble: standard: clear cover with black inserts
- Upper housing colour: Black
- Construction: Hard plastic for the upper housing, acrylic bubble
- Weight (includes PTZ mechanism module): 2.5 kgs

Mounting ears for ceiling built-in upper housing



FN55EPI908ACMN



Truer than life CCTV



JAD Series - Stand Alone DVR



DVD Writer Included

Code	Channels	Recording speed	
		CIF	D1
WN55JAD410M	4	30	7.5
WN55JAD810M	8	30	7.5
WN55JAD1610M	16	30	7.5



HDD sold separately



Code	GIG
IS55WD250	250
IS55WD300	300
IS55WD500	500
IS55WD750	750
IS55WD10EADS	1TB

Features

- Hi performance DVR with HDMI & eSATA Port
- Live access by mobile phone
- Enhanced H.264 compression algorithm save HDD space & low bandwidth
- 480 fps recording for CIF and special 2 channel 4CIF Real time recording
- Real time live display up to 16 cameras with 720P high definition
- Variable frame recording on event with Hi Resolution switching
- Dual encoding streams support, flexible for network transmission and mobile phone monitoring
- Alarm triggering, OSD, siren, PTZ preset, e-mail, FTP upload
- Pentaplex function: live, recording, playback, backup & remote access
- 4, 8 and 16 Channel simultaneous playback
- Networking access for remote live viewing, recording, playback, setting, system status, event log
- Smart video motion detection, camera mask, video loss
- PTZ cameras up to 60 protocols supported
- Powerful 64 channel network software: built-in web server, multi-DVR client, mobile surveillance software for smart phone & CMS



Truer than life CCTV

Corner mount bracket



Features

- Material : Aluminum
- Weight : 2.0 Kgs
- Made to accomodate FN55EPW804

FN55EC01

Pole mount bracket



Features

- Material : Aluminum
- Weight : 1.1 Kgs
- Made to accomodate FN55EPW804

FN55EPP02

Pendant mount bracket



Features

- Material : Aluminum
- Weight : 1.3 Kgs
- Made to accomodate FN55EPQ... series dome cameras

FN55EPP805

Wall mount bracket



Features

- Material : Aluminum
- Weight : 1.2 Kgs
- Made to accomodate FN55EPQ... series dome cameras

FN55EPW804

Wall mount bracket



Features

- Construction : Steel
- Weight (gr) : 635
- Maxi load (Kg) : 3
- Made to accomodate FN55CDV... series dome cameras

FN55D03

Pendant mount bracket



Features

- Construction : Steel
- Weight (gr) : 635
- Maxi load (Kg) : 5
- Made to accomodate FN55CDV... series dome cameras

FN55D01

Wall mount bracket




Features

- Construction : Metal
- Maxi load (Kg) : 2 kg
- Made to accomodate FN55VD3V... & FN55VD9V... series dome cameras

FN55VDB03

Replacement lens



Features

- Replacement lenses for all bullet and dome cameras (except EP series and varifocal)
- Sizes: 2.5, 3.6, 4.3, 6, 8 & 12 millimeters

- FN5525MM - 2,5 mm
- FN5536MM - 3,6 mm
- FN5543MM - 4,3 mm
- FN556MM - 6,0 mm
- FN558MM - 8,0 mm
- FN5512MM - 12,0 mm

ASSA ABLOY


Understanding the Changing World of Security and Safety

ASSA ABLOY DOOR SECURITY SOLUTIONS CANADA BRANDS:

ADAMS RITE | ASSA | CORBIN RUSSWIN | EFF EFF | FLEMING BARON | FOLGER ADAM | HES
 MARKAR | MCKINNEY | NORTON | RIXSON | SARGENT | SECURITRON | YALE



The Certified Integrator (CI) program provides hands-on training for security systems integrators and network administrators. Not only does this training familiarize certified integrators candidates on product features and applications, it also gives them valuable experience installing, commissioning and troubleshooting the products in a real world environment. This category extends to end-users who install and manage their own systems and third-party lock installers.



The global leader in door opening solutions

ASSA ABLOY

ASSA ABLOY DOOR SECURITY SOLUTIONS CANADA BRANDS:

ADAMS RITE | ASSA | CORBIN RUSSWIN | EFF EFF | FLEMING | B ARON | FOLGER ADAM | HES
MARKAR | MCKINNEY | NORTON | RIXSON | SARGENT | SECURITRON | YALE



ASSA ABLOY



ADAMS RITE 7400 SERIES

- Over 2000lbs. of holding force
- Opens electrically with 30lbs. of preload
- Single solenoid operates on 12, 16, or 24 volt AC/DC power
- Exceeds ANSI/BHMA Grade 1 standards
- Five year limited warranty



ASSA ABLOY



ADAMS RITE e-Force 150

- Battery-operated key pad control for deadbolts
- Surface mounted with concealed fasteners
- Free-wheeling lever with clutch to prevent vandalism
- Field selectable handing
- Die cast housing and lever



ASSA ABLOY



HES RF5010/RF5210 SERIES

- Integrated proximity reader
- Grade 1 electric strike
- One seamless unit
- Weigand output to an existing system
- Lifetime warranty



ASSA ABLOY



SECURITRON VM600

- 600 Lbs. holding force
- UL listed
- Optional bond sensor and DPS switch available
- Easy mount adjustable bracket
- Field selectable - 12/24 VDC
- Individually tested for holding force



ASSA ABLOY



SECURITRON VISTA 1200 MAGLOCK

- Individually tested for holding force
- Easy mount adjustable bracket
- Instant release (no residual magnetism)
- Armature positions sensing available
- Door position sensing available



ASSA ABLOY



BPS-12/24-1 DUAL VOLTAGE

- Field selectable 12 or 24VDC via clearly marked toggle switch
- Supplies 1 full AMP continuous current output
- UL class 2 listed
- LED indication (AC & DC) showing power supply status
- SPDT AC monitoring output allows for remote monitoring of the power supply 110V AC input

The global leader in door opening solutions

ASSA ABLOY

ASSA ABLOY DOOR SECURITY SOLUTIONS CANADA BRANDS:

ADAMS RITE | ASSA | CORBIN RUSSWIN | EFF EFF | FLEMING | B ARON | FOLGER ADAM | HES
MARKAR | MCKINNEY | NORTON | RIXSON | SARGENT | SECURITRON | YALE



FOLGER ADAM
ELECTRIC DOOR CONTROLS
ASSA ABLOY



- FOLGER ADAM 310-4(S)**
- For squarebolt style latchbolts like Corbin Russwin ED4200S, ED5200S and ED5200SA
 - UL 10C, 3 hour fire-rated (fail secure only)
 - Tamper resistant, heavy-duty construction
 - ANSI/BHMA A156.31, Grade 1
 - Five year limited warranty

hes
ASSA ABLOY



- HES 5900 SERIES**
- Engineered to be the fastest, easiest installation on the market
 - Maintains standard ANSI frame prep
 - Requires no modification to the frame or dust box
 - Accommodates door swag with patented vertical adjustability

hes
ASSA ABLOY



- HES 1006 SERIES**
- Can accommodate virtually every type of lockset on the market
 - Grade 1 electric strike
 - Strongest, most versatile electric strike
 - UL 10C, 3 hour fire-rated (fail secure only)
 - Five year limited warranty

SECURITRON
ASSA ABLOY



- M62FG-SASM**
- 1200 lbs. holding force weatherproof Magnalock with automatic dual voltage
 - Used to control excessive impact between the strike and Magnalock in gate applications
 - Patented instant release circuit - no residual magnetism
 - MagnaCare Lifetime Replacement Warranty

SECURITRON
ASSA ABLOY



- FLEX-MOUNT GATE LOCK BRACKET KITS**
- Intuitive set of mounting brackets designed exclusively for use with the 1200 lb M62FG
 - Pre-configured kits include all lock mounting hardware and post shims
 - Post brackets are pre-drilled, lock and strike brackets are pre-tapped

SECURITRON
ASSA ABLOY



- SECURITRON GL1**
- 2000 Lbs. holding force
 - Exterior or interior use
 - Easy to install swivel type strike assembly
 - Accommodates door sag and misalignment
 - Field selectable - 12/24 VDC

The global leader in door opening solutions

ASSA ABLOY

ASSA ABLOY DOOR SECURITY SOLUTIONS CANADA BRANDS:

ADAMS RITE | ASSA | CORBIN RUSSWIN | EFF EFF | FLEMING | B ARON | FOLGER ADAM | HES
MARKAR | MCKINNEY | NORTON | RIXSON | SARGENT | SECURITRON | YALE



ASSA ABLOY



CORBIN RUSSWIN CL3800

- Ideal lever lockset for standard commercial applications
- Grade 2 standard-duty lever lockset
- Patented lever release for vandal resistance
- Independent lever return springs
- Seven year limited warranty



YALE 2100 SERIES

- Certified ANSI/BHMA A156.3 Grade 1 performance of the 2100 Series unmatched in the security industry
- Deadlocking pullman latchbolt positively engages roller strikes
- Designed for wide stile doors
- Pairs of doors (mullion required on fire-rated applications)



ASSA ABLOY




NORTON 7500 INSTITUTIONAL

- Multi-size springs 1 through 6
- Non-handed
- UL10C compliant for positive pressure
- Cast aluminum body
- Backcheck positioning valve
- Rack-and-pinion design
- Ten year limited warranty



ASSA ABLOY



SARGENT 1431 CLOSER

- Adjustable spring power allows sizing to a range of 3 through 6
- Non-handed
- Backcheck standard
- Versatile mounting applications permit standard, top jamb, parallel and track installations
- Closer bodies are non-handed
- ANSI/BHMA Grade 1 (A156.4)
- Ten year warranty



ASSA ABLOY



SARGENT 7 LINE

- Best overall lock in the Grade 2 class
- Cycle Test: Exceeds 2-1/2 times ANSI/BHMA A156.2 Grade 2 cycle requirements
- Standard duty lock designed for interior and exterior applications in public buildings
- Non-handed design for ease of installation
- Five year limited warranty



ASSA ABLOY



SARGENT 10 LINE

- Heavy duty cylindrical key-in-lever handle
- Cycle Test: Exceeds 5 times A156.2 Grade 1 requirements
- Installs in 1 minute or less
- At over 4 million cycles, 10 Line beats the competitor by 30%
- Heavy duty lever spring
- Seven year limited warranty- no service required to maintain warranty

The global leader in door opening solutions

BATKO

FABRICANT DE BOÎTIERS DE
PROTECTION
ENCLOSURES MANUFACTURER



FB-2012-IP

FB-2008-IP

INSULATED ENCLOSURE FOR IP CAMERA

ENCLOSURE	MAXIMUM CAMERA LENGTH	
FB-2008-IP	Camera 8.00"	(203 mm)
FB-2012-IP	Camera 12.00"	(305 mm)

CABINET FOR RACK MOUNT ACCESSORIES

CABINET	SPACES	
FR-DVR 6U	Vent	6 spaces / 6U (10.50")
FREDVR 6U		6 spaces / 6U (10.50")
FR-DVR10U	Vent	10 spaces / 10U (17.50")
FREDVR10U		10 spaces / 10U (17.50")
FR-DVR14U	Vent	14 spaces / 14U (24.50")
FREDVR14U		14 spaces / 14U (24.50")
FR-DVR18U	Vent	18 spaces / 18U (31.50")
FREDVR18U		18 spaces / 18U (31.50")
PANEL	VENT PANEL	
FR-BLRM-1U	Panel 1U	FR-BLRMV-1U
FR-BLRM-2U	Panel 2U	FR-BLRMV-2U
FR-BLRM-3U	Panel 3U	FR-BLRMV-3U
FR-BLRM-4U	Panel 4U	FR-BLRMV-4U
FR-BLRM-5U	Panel 5U	FR-BLRMV-5U
FR-BLRM-6U	Panel 6U	FR-BLRMV-6U
RACK SHELF		
FR-RM2U	Rack shelf 2U	
FR-RM3U-KB	Rack shelf 3U & key board	
DOORS		
FR-DP01-14	Doors for FR-DVR14U	
FR-DP02-14	Polycarbonate door for FR-DVR14U	
FR-DP01-18	Doors for FR-DVR18U	
FR-DP02-18	Polycarbonate door for FR-DVR18U	
CASTERS		
FR-CR01-1418	Casters kit	



FR-DVR14U



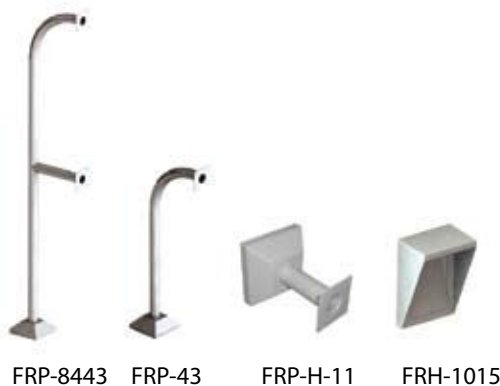
FR-LCD-20

DUSTPROOF ENCLOSURE FOR LCD MONITOR

ENCLOSURE	MONITORS	
FR-LCD-17	indoor	15.00" to 17.00"
FRI-LCD-17	outdoor	15.00" to 17.00"
FR-LCD-20	indoor	19.00" to 21.00"
FRI-LCD-20	outdoor	19.00" to 21.00"
FR-LCD-26	indoor	22.00" to 26.00"
FRI-LCD-26	outdoor	22.00" to 26.00"

PEDESTAL SERIES FRP-FRH

PEDESTAL	HEIGHT	ENCLOSURE	W. H.
FRP-43	43" (109 cm)	FRH-0808	8"X 8"
FRP-48	48" (122 cm)	FRH-1015	10"X15"
FRP-60	60" (152 cm)	FRH-1317	13"X17"
FRP-70D	70" (178 cm)	FRH-2316	23"X16"
FRP-72	72" (183 cm)		
FRP-84	84" (213cm)		
FRP-8443	43"/84" (109cm/213cm)		
FRP-96	96" (244 cm)		
FRP-9643	43"/96"(109cm/244cm)		
FRP-H-11	11" (28 cm)		



FRP-8443

FRP-43

FRP-H-11

FRH-1015

Camden DOOR CONTROLS



Illuminated exit switch



CM34CM30E

Features

- Illuminated exit switch is high visibility
- Industrial grade stainless steel faceplate.
- SPDT switch rated 10 amps @ 30 VDC
- High visibility 2" square button
- 12 - 28V operation with incandescent bulb
- Fast and easy to install

Illuminated exit switch



CM34CM30H

Features

- Illuminated exit switch is high visibility
- Industrial grade stainless steel faceplate.
- SPDT switch rated 10 amps @ 30 VDC
- High visibility 2" square button
- 12 - 28V operation with incandescent bulb
- Fast and easy to install

Light-duty push switch



CM34CM2506

Features

- Mounts in door jamb or surface box
- 1" Red or black button requires minimal actuation force
- Durable stainless steel construction
- ADA compliant
- Attractive low profile design
- UL/CSA approved switch rated 15 amps @ 30 VDC
- Various logos, messages & languages

All-Active Narrow Switch



CM34CM252

- Mounts in aluminum jamb or in surface boxes
- Durable stainless steel or solid brass construction
- All-active design requires minimal actuation force
- UL/CSA approved N.O. Switch, rated 3 amps @ 30VAC

Mushroom push switch



CM34CM420E

Features

- Large, easy to operate red button
- 1 5/8" (40 mm) diameter
- Free-spinning, heavy-duty button cannot be unscrewed
- Stainless Steel, one gang faceplate
- UL/CSA approved switch, rated 10 amps @ 30 VDC
- Colour coded 18 AWG spade connections
- Fast and easy to install

Piezo Push Switches



CM34CM9700H

Features

- Single gang faceplate
- No moving parts
- Solid state output (n/o)
- No power required to operate
- One piece aluminum construction
- Virtually impervious to vandalism
- Life time warranty

Flush Mount Push Switch



CM34CM96006

Features

- Single gang faceplate
- Green illumination
- Fail safe/ fail secure SELECTABLE
- N/O+ N/C outputs
- Integrated 40 second adjustable timer
- 12/24 VDC
- Rugged stainless steel faceplate
- PUSH TO OPEN model
- Life time warranty

Flush Mount Push Switch



CM34CM96009

Features

- Single gang faceplate
- Green illumination
- Fail safe/ fail secure SELECTABLE
- N/O+ N/C outputs
- Integrated 40 second adjustable timer
- 12/24 VDC
- Rugged stainless steel faceplates
- POUSSÉZ POUR SORTIR model
- Life time warranty



Keyed control switch

Keyed control switch with LED indicators



CM34CM1000

Features

- Wall, pipe or pedestal mount
- Accepts standard mortise cylinders, 1" – 1-1/4"
- Heavy duty 1/4" thick aluminum plate
- Locators prevent cylinder from spinning
- Indoor or outdoor applications
- Brushed aluminum finish
- Fast & easy to install



CM34CM1100

Features

- Wall, pipe or pedestal mount
- Accepts standard mortise cylinders, 1" – 1-1/4"
- Heavy duty 1/4" thick aluminum plate
- Locators prevent cylinder from spinning
- Indoor or outdoor applications
- LED indicators
- Brushed aluminum finish
- Fast & easy to install

Emergency blue pull station

Emergency blue pull station



CM34CM701BE

Features

- Blue colour
- English/ French versions
- Standard single gang mount
- N/C switch 1 A @ 30VDC



CM34CM703BE

Features

- Blue colour
- English/ French versions
- Standard single gang mount
- Both N/O and N/C switches 1 A @ 30VDC

Sure-Wave™ Touchless switch

Stand-alone proximity reader



CM34CM3242

Features

- Adjustable operating range 1"-26"
- Adjustable time delay 1-5 seconds
- Fail-safe/non-fail-safe selectable
- Fully shielded against EMI, line voltage spikes and noise
- 12/24 VAC/DC operation
- Heavy duty 5 amp relay, for use with all automatic operators and electrified locks
- ROHS compliant



CM55CV600

Features

- Up to 999 users
- Reader and controller may be up to 200 ft (70 metres) apart
- Operates with prox cards
- Request-to-exit input (n/o)
- No software or handheld programmers needed
- Door open time 1-180 seconds or latching
- Form c (n/o + n/c) relay, 5 amps
- 12/24 AC/DC operation

Compact programmable 7 day timer

Switching Network & Bi-Directional Sequencer



CM55CX24712

Features

- Microprocessor control
- 8 Daily & weekly schedules
- Extremely compact size
- Memory backup
- Easy mounting
- 16 Amp contacts
- First man in option



CM55CX12

Features

- New! Bi-directional sequencing mode
- 3 Adjustable delays, up to 30 seconds maximum
- Easy potentiometer adjustment
- Led's for visual relay confirmation
- 12 To 24 V AC/DC
- SPDT contacts rated at 3 amps @ 30VDC
- Input for connections to phone entry system

Camden DOOR CONTROLS



4" Switch with handicap logo



Features

- Large, easy to operate switch
- 4 1/2" Round faceplate
- All-active design requires minimal actuation force
- Meets ADA requirements
- Durable stainless steel or brass construction
- Flush mount or surface mount
- UL/CSA approved switch, rated 15A @30 VDC

CM34CM402

Switch Enclosure



CM50CM89S



CM50CM49 - CM50CM79

Vandal and weather resistant enclosure for 4 1/2" and 6" round switches.

Complete kit includes all components listed below

Features

- Depth: 1 3/4" (45 mm)
- ABS plastic or stainless steel

Components

- Flush enclosure
- Surface mount enclosure
- Adapter plate for mounting on double gang or 4" Square box
- Gasket

6" Switch with handicap logo



Features

- Large, easy to operate switch
- 6" Round faceplate
- All-active design requires minimal force
- Meets ADA requirements
- Durable stainless steel or solid brass construction
- Flush mount or surface mount
- UL/CSA approved switch, rated 15 amps @ 30 VDC

CM34CM602

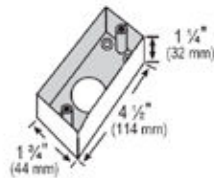
Narrow Box - For CM-25 and CM-250 series



Features

- Constructed of sturdy flame-proof ABS
- Suitable for use with radio controls

CM50CM23



Exit Watch Covert Door Frame Camera



CM55CVEX36

Features

- Vandal resistant aluminum casing. Dark bronze
- 12V regulated DC power supply
- Mounting hardware included

Image device	Sony 1/3" high res. CCD
Scanning system	2 : 1 interface
Resolution	480 TV lines
Electronic shutter	Built-in
Lens	3.7mm
Min. Illumination	1.0 LUX @ F:2 / 50 IRE
White balance	Auto
Gain control	Auto
Backlight comp.	Auto
Outputs	Video - RCA & DC jack
Power	12V DC power supply
Operating temp.	14°F ~ 122°F (-10°C ~ 50°C)

Surface mount box for CM-1000



Features

- Constructed of aluminum
- Use with CM-1000 (previously CM-1000/05)

CM50CM34AL

Ultra Compact Adjustable Timer



CM55CX100074

Features

- Adjustable delay from 1-30 seconds
- 12 - 24 Volts AC or DC
- Colour coded leads
- Mounted in convenient plastic case
- SPDT contacts rated at 3 amps @ 28V

CiCAPITOL Industries *Specialty Locks... for all possible applications*

Drawer lock 7/8"



DL3298026
Serie 980
Keyed Different (KD)

DL3298026XXX
Serie 980
Keyed Alike (KA)
• 544 • 549 • 560
• 566 • 601 • 644


Sliding door lock



DL3699026
Serie 990
Poly Bagged
Keyed Different (KD)

DL3699026XXX
Serie 990
Poly Bagged
Keyed Alike (KA)
• 549 • 560 • 566
• 577 • 601

Mail box lock



LO311600
Letter box lock

Mail box lock



IU31495E
Post office mail box

Filing Cabinet lock



Serie 4700 - 1 3/4"
Keyed Different (KD)
IU354700
Keyed Alike (KA)
IU354700549

5 Pin Tumbler
Poly Bagged

Serie 4701 - 2"
Keyed Different (KD)
IU354701
Keyed Alike (KA)
IU354701549

Mail box locks



IU3111351
Serie 113
Mail box lock with
spring clip



IU3111451
Serie 114
Mail box lock with
threaded barrel

Mail box lock



DL3135831
Cam Lock For Mail Box

Poli-Bag Cam locks



Each kit includes one lock, two keys plus the components and accessories shown here.



Code	Manufacturer	Length
IU339380	9380-14-11	3/8"
IU339580	9580-14-11	5/8"
IU339780	9780-14-11	7/8"
IU339110	9110-14-11	1-1/8"
IU339130	9130-14-11	1-3/8"

All locks available as keyed alike (KA) models

Poli-Bag Radial Pin Tumbler Cam Locks



Each kit includes one lock, two keys plus the components and accessories shown here.



Code	Manufacturer	Length
IU332D1801	2D1801D-2-D-11	5/8"
IU332D1803	2D1803D-2-J-11	5/8"
IU332D2501	2D2501D-2-D-11	7/8"
IU332D2503	2D2503D-2-J-11	7/8"
IU332D3001	2D3001D-2-J-11	1-1/8"
IU332D3003	2D3003D-2-J-11	1-1/8"

All locks available as keyed alike (KA) models

CAPITOL Industries Specialty Locks... for all possible applications

Jimmyproof deadbolt lock

- Features**
- Jimmy and pry resistant



Operates by key outside, turnknob inside
IU15530CN



Operates by key outside and inside
IU15535CN

Small Mortise Deadbolt



IU13370
Cylinder/turnknob
IU13373 (L or R)
Classroom function
IU13375
Less cylinder

1" (25mm) deadbolt with a 2 3/4" (70mm) backset.
Deadbolt has two hardened steel insert.

Mortise lock



IU13214
Bit key lock

Surface deadlock

- Features**
- Replaces standard night latch with deadlock security



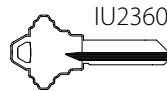
Operates by key outside, turnknob inside
IU15545CN

Mortise lock



IU13215
Bit key lock

Replacement rim cylinder



IU23605SCCN



IU23605KWCN

Night latch

- Features**
- Automatically locks when door closes
 - Latch can be kept unlocked by using side button
 - Deadlock feature secures latch in the lock position so it cannot be pried open



Operates by key outside, turnknob inside
IU16220CN

Showcase lock



IU36247
Keyed different
IU36247KA
Keyed alike

Patio door lock



IU17300

Surface Lock



IU13590
Bit key lock

L Handle Lock



IU38L110

Replacement knobs



Colonial
IU5619751



Classic
IU5619851



Glass
IU5619951

T Handle locks



IU38T305
Standard
IU38T308
Garage door Lock



STAND-ALONE KEYPADS

Manufacturing Access Control since 1985

www.cdvi.ca

CV55C2R100US | Digital stand-alone keypad



- Fluorescent keypad keys
- Stainless steel faceplate
- Mounts on a singlegang box
- 150 user codes available
- 3 to 6 digit user codes
- Sounder Feedback: Beeps can be activated or deactivated
- Operates up to three outputs (2 relays & 1 open-collector) and can be used to trigger a door strike, an electromagnetic door lock, or any other relay-activated device

CV55DGA | Back-lit keypad with controller built-in



- 100 User Codes of 4 to 6 digits
- Cast aluminium
- Surface mount
- 2 relays
- Audible and visual feedback
- Power: 12/48Vdc or 12/24Vac
- Consumption: 25 to 80mA.



CV55PRO100EINT | Keypad with controller built-in



- Illuminated stainless steel keypad
- 100 user codes (4 to 5 digits)
- 2 form C outputs (8A/250V), timed (1 to 99 sec.) or latched
- Audible and visual feedback
- Request-to-exit input
- Power requirements: 12/24 Vac or 12/48 Vdc

CV55DGIDWUS | Wiegand fingerprint reader



- Stores up to 350 Fingerprints
- 26, 30 or 44-bit Wiegand or stand-alone output
- Self cleaning sensor area (auto cleaning)
- 3 LED's to indicate the sweeping direction
- Support firmware update
- Tamper switch
- Power requirements: 12V ac/dc

CV55KCIEN ou CV55KCIENSBP

Illuminated keypad with controller built-in



- Illuminated stainless steel keypad
- 100 user codes (4 to 6 digits)
- 2 form C outputs (8A/250V), timed (1 to 99 sec.) or latched
- Audible feedback buttons
- Request-to-exit input
- Potted electronics
- Power requirements: 12/24 Vac or 12/48 Vdc
- Available with call button for request-to-enter: CV55KCIEN



CV55PBO400RN

Retrofit electromagnetic door handle



ELECTROMAGNETIC DOOR HANDLE

- 400kg (880lbs) Holding Force
- Complete Aluminium housing
- Power requirements: 12/24Vdc
- Current Draw: 560mA @ 12Vdc or 270mA @ 24Vdc
- 40 cm (H) x 12,6 cm (W) x 6,8 cm (D) (15,75 in x 5 in x 2,7 in)





CDVI

WIRELESS PRODUCTS

Manufacturing Access Control since 1985

www.cdvi.ca

CV55DTRR1434 | Active Tag Receiver



- Voltage: 12-30Vdc
- Current: 40mA
- Adjustable range: Up to 15M (50 ft)
- LED: 1 green, 1 red
- 26 Bit Wiegand Output
- Tags in field: 20
- Dimensions: 90 x 60 x 22mm (3.5 x 2.4 x .9 in)

CV55DTXT0434 | Active Tag Transmitter (No Button)

CV55DTXT1434 | 1-Button Transmitter



- Supply: One 3V Lithium battery CR2032
- DTXT0434: Transmits continually when in motion
- DTXT1434: Transmits on demand or continually when in motion

BUILT-IN MOTION SENSOR

S7TR2641E4 | 4-Channel Transmitter



- Metallic transmitter
- Range: 325 ft (100 m)
- One 3V lithium battery (CR2032)
- Also available with HID key tag: S7TR2641E4T

NEW

Also Available with Key Tag

CV552641AM2... | 2-Channel Mini Transmitters




Also Available with Key Tag

- Heavy-duty construction
- Elegant & easy to carry
- Available in: Dark Gray, Red, Blue and Burgundy
- 60 x 36 x 16mm (2.35 x 1.4 x 0.6in)
- Two lithium batteries (CR2016)
- Optional CDVI or HID key tag

- CV552641AM2.B (blue)
- CV552641AM2.R (red)
- CV552641AM2.N (black)
- CV552641AM2.C (burgundy)


WIRELESS TECHNOLOGY THAT REALLY WORKS

CV55SELWR433 | Wiegand Wireless Receiver



- 26-bit Wiegand output
- Power: 12 or 24V (AC or DC)
- Dimensions: 105 x 45 x 28mm (4.3 x 1.75 x 1.1in)
- Compatible with Centaur and any 26 bit Wiegand-capable systems

CV552641I | 2-Relay Stand-Alone Receiver



- Up to 85 transmitter keys
- 1 NO relay + 1 NO/NC relay
- Standard pulse output
- Voltage: 12/24Vac/dc
- Dimensions: 105 x 45 x 28mm (4.3 x 1.75 x 1.1in)
- Also available with pulse, step or delayed relay operating mode: **SEL2641R433IP**

CV552641Z4 | 4-Relay Stand-Alone Receiver



- Up to 85 transmitter keys
- 2 NO relay + 2 NO/NC relay
- Standard pulse output, Relay number 4 can be setup to latched output
- Power requirements: 12/24Vac/dc

CV552641K8PM | Multi-user Receiver



- 800 2-channels transmitters + 7 master transmitters
- Programming through a master transmitter S2TR2641E2M (included) or with PC (optional) software kit (SEL2641-KITP8)
- Voltage: 12/24Vac/dc
- Also available for 1600 transmitters: **SEL2641R433-K16P**



2-Door Starter Kit

All the features of a advanced access control system for FREE



Software Features

Sites	1
Serial Ports	4
Dial Up connection	Yes
TCP/IP connection	Yes
Cards	512
Controllers	1
Doors	2
Elevator Control	Yes
Elevator Cabs	2
Floors per cab	64
Floor groups	128
DVR Module	Yes
Visitor Management	Yes
Parking Management	Yes

INCLUDES:

- 1 x CR55CT-V900-A
 - 2 x CR55DGLP FN WLC
 - 1 x CR55CA-A360-USBRS
 - 5 x CV55PPC key tags
- 2-Door Controller with metal box
Multi-technology proximity readers
USB or RS-232 to RS-485 Converter

Centaur software supports the following DVR manufacturer:

- ViewGate
- Capture
- Dedicated Micros
- Microcom
- Samsung
- DigitalWatchDog
- HIK Vision
- Dahua
- Vivotek
- Everfocus
- Infinova
- Eneo

* FREE download from our web site, www.cdvi.ca
Security dongle NOT required



**MULTI-TECHNOLOGY
WIEGAND PROXIMITY READERS**

CDVI New multi-technology proximity card readers can read: CDVI, Centaur and most popular 26 to 44-bits badge & card formats.

Polycarbonate Construction

CR55DGLPWLC



CR55DGLPFNWLC26



Features

- Indoor/Outdoor application
- Surface mount
- Can read: CDVI®, Centaur and most popular 26 to 44-bits badge & card formats.
- Up to 8cm (3.5 in) read range
- Red/Green LEDs and Buzzer

Stainless Steel Construction

CR55DGLI FWLC



CR55DGLIWLC



**High
resistance to
vandalism**

- Power requirements: 12Vdc
- Potted electronics
- Operating temperature: -30°C to 60°C
- Optional single gang box mounting plate for the CR55DGLP FN WLC: CR55DGLPMPPLATE

CP

Thin card for printing photos and text (ISO)



CR55CS

Standard clamshell card



CR55BTAG

Rugged gray polycarbonate key ring badge



CX5

HIGH SECURITY CYLINDERS



- MANAGED KEY CONTROL
- PATENTED KEY SYSTEM
- MULTIPLE LOCKING POINTS
- OPTIONAL UL 437

MORTISE & MORTISE / RIM COMBO CYLINDERS

KEY-IN-KNOB (KIK) CYLINDERS



STANDARD FIXED TAIL PIECE

9115 Knob/Lever, 6-pin

STANDARD LAZY TAIL PIECE

9125 Deadbolt, 6-pin

9135 Small format face, 5-pin

9145 Small format face, 6-pin

UL 437 FIXED TAIL PIECE

9415 Knob/Lever, 6-pin

UL437 LAZY TAIL PIECE

9425 Deadbolt, 6-pin

9445 Small format face, 6-pin



STANDARD

9010 Combo 1", 5-pin

9020 Combo 1 1/8", 6-pin

9030 Mortise 1 1/4", 6-pin

9040 Mortise 1 3/8", 6-pin

9040 Mortise 1 1/2", 6-pin

UL 437

9320 Combo 1 1/8", 6-pin

9330 Mortise 1 1/4", 6-pin

9340 Mortise 1 3/8", 6-pin

INTERCHANGEABLE CORE CYLINDERS



SMALL FORMAT BEST® TYPE

9806 Small format IC, 6-pin

9807 Small format IC, 7-pin

LARGE FORMAT SCHLAGE TYPE

9906 Large format IC, 6-pin

HEAVY DUTY HIGH SECURITY DEADBOLT



CX5 DEADBOLT & CYLINDER

160D Single cylinder, 6-pin

162D Double cylinder, 6-pin

DOREX DEADBOLT WITH CX5 CYLINDER

TLA51 Single cylinder, 6-pin

TLA60 Double cylinder, 6-pin

GX1A51 Single cylinder, 6-pin

GX1A60 Double cylinder, 6-pin

DETEX[®]

Battery Powered Door Mount Exit Alarm

Features

- Low-cost, self-contained alarm with piezo horn that sounds to warn of unauthorized use of a door
- Surface door mount (factory standard)
- Tapered cover allows for installation on narrow stile doors 2" minimum
- Alarm can only be silenced by proper control key
- Improved electronic circuits for longer battery life
- Extended bypass, now a standard feature, allows alarm to remain bypassed when door is open and automatically rearms upon door closing

English
DX19AX500E

French
DX19AX500



Exit Control Hardware



Features

- Single point, 1" throw dead bolt
- Saw resistant dead bolt
- 100 decibel alarm, powered by 9-volt battery (included)
- Accepts 5-pin through 7-pin standard and interchangeable core rim cylinders
- Durable steel plate with photo luminescent

English
DX19230DE

French
DX19230D

- sign absorbs light to then "glow in the dark" when lights are dimmed
- Non-handed
- Locking and unlocking the dead bolt always arms and disarms the alarm
- Resetting the alarm can only be accomplished with a control key

Rim Exit Device

Features

- Stainless steel, 3/4" deadlocking Pullman-type latch bolt
- Non-handed
- Cylinder dogging
- Heavy-duty angled end cap
- Heavy-duty ribbed aluminum rail extrusion
- High impact ABS and anodized surfaces
- Withstands over 1400 pounds of

- static pull force for greater security
- Modular design accepts a variety of outside trims and functions



English
DX19V40EB


French
DX19V40EBE

TeleAlarm®

Dementia Alarm System

It's a well-known fact that many geriatric patients in nursing homes, hospitals and clinics are quite agile physically but it's their mental state that is deteriorating; often those patients wander off premises and quickly become disoriented and harm befalls them.

The Dementia Alarm System promptly notifies that a patient is off premises and assistance is rapidly discharged.



LE9



IS-76B

The kit includes

- IS-76A Wall antenna
- IS-76B Antenna module
- LE9 Relay module



S-37L

Telealarm accessories

- | | |
|--------|----------------------|
| S-37L | Transmitter bracelet |
| | Replacement strap |
| IS-76A | Extra wall antenna |

IS-76A

Accessories for the Dementia Alarm System

Direct your inquires to any one of APA's electronic security specialists and they will be pleased to assist you.



#	No. APA	Description
1	CR5511X11X3	Metal box 11"x 11" x 3"
2	IC552440PLED	Transformer 24 volt AC 40VA
3	SL55ST24062	Power supply 6, 12 or 24VDC 1.5A
4	SJ551270	Battery 12 volt, 7A
5	CM34701	Pull station
6	SL55E9411200	Electromagnet 1200 LB.

DOREX®

COMMERCIAL HARDWARE

GRADE 1 LOCKS


GRADE 1 General Features

Features

- Non-handed
- Standard backset 2 3/4" (70mm)
- Standard solid brass 6-pin tumbler cylinder Schlage "C" keyway
- Small format interchangeable core available
- Concealed mounting plate and screws
- Knob and lever fit doors from 1 3/8" (35mm) to 2" (51mm) thick
- Knobset has 9/32" (7mm) removable studs
- Stainless steel 1/2" (13mm) latch bolt throw
- Standard 1 1/4" (32mm) x 4 7/8" (124mm) stainless steel strikes for knob and leversets
- Deadbolt fit doors from 1 3/8" (35mm) to 2 1/4" (57mm) thick
- Deadbolt has 1 1/8" (29mm) x 2 3/4" (70mm) security strike and dust box
- Deadbolt has 7/8" (22mm) wide x 1" (25mm) throw bolt
- Fits ANSI A115.2, 161 door prep
- Conforms to ANSI A156.2, Grade 1
- 3 hour cUL fire rating
- 5 year mechanical limited warranty

GX1B SERIES - GRADE 1 KNOBSETS




DR11GXB1032	Passage		
DR11GXB4232	Privacy		
DR11GXB5332	Entrance		Schlage
DR11GXB7032	Classroom		Schlage
DR11GXB8032	Storeroom		Schlage



32D
Stainless Steel

GX1L SERIES - GRADE 1 LEVERSETS




DR11GXL1026	Passage		
DR11GXL4226	Privacy		
DR11GXL5326	Entrance		Schlage
DR11GXL7026	Classroom		Schlage
DR11GXL8026	Storeroom		Schlage



26D
Satin Chrome

GX1A SERIES - GRADE 1 SINGLE CYLINDER DEADBOLT LOCKS



DR14GXA5126	Schlage keyway	
Also available WEI	Weiser keyway	
Also available IC	Interchangeable core	



26D
Satin Chrome

DOREX[®]

**COMMERCIAL
HARDWARE**

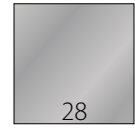
EXIT DEVICES & TRIMS

8000 SERIES - EXIT DEVICE



DR188000AL

- Mounting type: non-handed rim
- Field sizable
- Easy installation with template
- 2 3/4" (70mm) backset
- Retrofit 161 door prep
- For door widths 28" (711mm) to 36" (914mm)
- Made from heavy gauge steel
- Stainless steel latch bolts
- Dogging by hex key on non-fire labelled device
- Conforms to ANSI A156.3 Grade 2
- F model (1 1/2 hr.) "Fire Exit Hardware"
- 1 year limited warranty



Aluminum

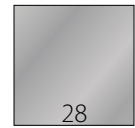


8500 SERIES - EXIT DEVICE



DR18850028

- Mounting type: non-handed rim or surface vertical rod
- Field sizable
- Easy installation with template
- 2 3/4" (70mm) backset
- Retrofit 161 door prep
- Available for door widths 28" (711mm) to 36" (914mm)
- Made from heavy gauge steel
- Stainless steel latch bolts
- Dogging by hex key on non-fire labelled device
- Conforms to ANSI A156.3 Grade 2
- F model (1 1/2 hr.) "Fire Exit Hardware"
- 1 year limited warranty



Aluminum



TRIMS for 8000 & 8500 SERIES



Handle Style

DR56850328	Entrance by thumbpiece, reversible handing	
DR56850428	Entrance by key (Schlage keyway)	
DR56850528	Entrance by thumbpiece except when locked by key (Schlage keyway), reversible handing	



Aluminum

Knob & Lever Style

DR568570B	Classroom	C32D
DR568080KSS	Storeroom	C32D
DR568070LSS	Classroom	C26D
DR568080LSS	Storeroom	C26D



Stainless Steel



Satin Chrome

DOREX®

COMMERCIAL HARDWARE

EXIT DEVICES & TRIMS

NH900 SERIES - EXIT DEVICE




DR189001 (EO) Exit only


DR189004 (NL) Night latch

DR189005 (TP) Thumb piece

- Mounting type: handed rim
- Field reversible
- Field sizable
- Easy installation with template
- 2 3/4" (70mm) backset
- Retrofit 161 door prep
- For 1 3/8" (35mm) to 2 1/4" (57mm) door thickness
- 36" (914mm) crossbar
- Made from heavy gauge steel
- Stainless steel latch bolt
- Dogging by hex key
- Conforms to ANSI A156.3 Grade 2
- 1 year limited warranty



Aluminum



9500 SERIES - HEAVY-DUTY EXIT DEVICE



DR189500328


- Non-handed rim mounted type
- Handed surface vertical rod mounting type
- Less bottom rod option available
- Field reversible and sizable
- 2 3/4" (70mm) backset
- Retrofit 161 door prep
- Available for door widths 30" (762mm) to 36" (914mm) and 36" (914mm) to 48" (1219mm)
- Made from heavy gauge steel
- Stainless steel latch bolt has 3/4" (19mm) throw
- Dogging by hex key on non-fire labelled device
- Conforms to ANSI A156.3, Grade 1
- cUL and UL listed for "A" label 3 hours for Fire Exit Hardware
- 5 year limited warranty



Aluminum



TRIMS for 9500 SERIES



Handle Style

DR569500TT0328 Entrance by thumbpiece, reversible handing

DR569500TT0428 Entrance by key (Schlage keyway)

DR569500TT0528 Entrance by thumbpiece except when locked by key (Schlage keyway), reversible handing



Aluminum

DOREX[®]

COMMERCIAL HARDWARE

GRADE 2 LOCKS

GRADE 2 General Features

- Non-handed
- For 1 3/8" (35mm) to 1 3/4" (44mm) door thickness
- Fits ANSI A115.2 (160 or 161) door prep
- Solid brass 6-pin tumbler cylinder
- Standard Schlage "C" keyway; optional Weiser keyway
- Wide variety of functions available
- Rose cover conceals mounting plate and screws
- Easy installation for new construction or retrofit
- Conforms to ANSI A156.2 series 4000 or ANSI A156.5, Grade 2
- Meets ADA requirements
- 3 hour cUL fire rating
- 1 year mechanical limited warranty

TLA SERIES - DEADBOLTS & TL SERIES - KNOBSETS



- Standard backset 2 3/4" (70mm) optional 2 3/8" (60mm), 3 3/4" (95mm) and 5" (127mm)
- 3" (76mm) rose diameter

DR14TLA5132D	Single Deadbolt	Schlage
DR14TLA51C3	Single Deadbolt	Schlage
DR14TLA51IC	Interchangeable core	
DR11TL10BC32	Passage	
DR11TL42BC32	Privacy	
DR11TL53BC32	Entrance	Schlage
DR11TL70BC32	Classroom	Schlage
DR11TL80BC32	Storeroom	Schlage
DR11TL53B320	Entrance	Less cylinder
DR11TL80B320	Storeroom	Less cylinder



Bright Brass



Stainless Steel

FC - FH - EM SERIES - LEVERSETS



FC

FC & FH SERIES - LEVERSETS heavy duty Grade 2 lever locksets

- Standard backset 2 3/4" (70mm); optional 2 3/8" (60mm)
- Removable steel thru-bolted mounting posts
- Large 3 1/2" (89mm) rose diameter

FH

EM SERIES - LEVERSETS Standard duty Grade 2 cylindrical lever locks

- Standard backset 2 3/4" (70mm); optional 2 3/8" (60mm), 3 3/4" (95mm), 5" (127mm)
- 3" (76mm) rose diameter

Replace XX by : FC - FH - EM

DR11XX10C26D	Passage	
DR11XX42C26D	Privacy	
DR11XX53C26D	Entrance	Schlage
DR11XX70C26D	Classroom	Schlage
DR11XX80C26D	Storeroom	Schlage
DR11XX82C26D	Institution	Schlage



Satin Chrome

DOREX®

COMMERCIAL HARDWARE

DOOR CLOSERS

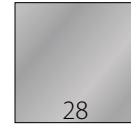
1700 SERIES - DOOR CLOSER



This multi power closer offers exceptional door control for moderate traffic applications. This all-in-one closer provides installers with maximum flexibility on site

Features

- Non handed
- Factory preset to size 3
- Power adjustable arm bracket
- Maximum 180° opening angle
- Tri-pack for regular, parallel arm and top jamb installation
- Rack and pinion mechanism
- Non critical thermostatic valves
- High quality non gumming and non freezing hydraulic fluid
- Separate adjustable sweep and latching speed valves
- Adjustable back check control from 70°- 85°
- cUL and UL listed
- 5 year limited warranty



Aluminum



Anodized Bronze

DR521700	Adjustable power 2 thru 5	Aluminum
DR521700DU	Adjustable power 2 thru 5	Anodized Bronze

700 SERIES - DOOR CLOSER



Recommended by door hardware specialists for use on a wide variety of residential and commercial applications with moderate traffic areas

Features

- Non handed
- Universal retrofit hole spacing
- Power adjustable arm bracket
- Maximum 180° opening angle
- Tri-pack for regular, parallel arm and top jamb installation
- Rack and pinion mechanism
- Non critical thermostatic valves
- High quality non gumming and non freezing hydraulic fluid
- Separate adjustable sweep and latching speed valves
- Optional adjustable back check control from 70° - 85°
- cUL and UL listed
- 5 year limited warranty



Aluminum



Anodized Bronze

DR52751	15-36 kg (33-80 lbs)	Aluminum
DR52752	25-45 kg (55-100 lbs)	Aluminum
DR52753	40-66 kg (90-145 lbs)	Aluminum
DR52754	57-86 kg (125-190 lbs)	Aluminum
DR52754DU	57-86 kg (125-190 lbs)	Anodized Bronze
DR52755	80-120 kg (175-265 lbs)	Aluminum



Residential Hardware

HANDLESETS & LEVERS



Signature Serie Handleset- *Features*

- For 1 3/8" (35mm) to 1 3/4" (44mm) door thickness
- Backset adjustable for 2 3/8" (60mm) and 2 3/4" (70mm)
- Galvanized all steel interior mechanism
- 5-pin solid brass cylinder
- Brass deadbolt with steel rolling pin insert and full 1" (25mm) throw
- Easy installation with template

Code	Style	Available finishes
DR12401MABV3	Mayfair	V3, 5, 11P, 15A, 26D

Elegance Serie Handleset- *Features*

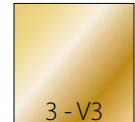
- (As Signature serie plus)
- Solid brass exterior trim
 - 5 1/2" (140mm) centre to centre hole spacing

Code	Style	Available finishes
DR12651MTV3	Monticello	V3, 11P, 15, 15A
DR12651RDV3	Rosedale	V3, 5, 15A, 26D

Deville Serie Lever- *Features*

- For 1 3/8" (35mm) to 1 3/4" (44mm) door thickness
- Backset adjustable for 2 3/8" (60mm) and 2 3/4" (70mm)
- Galvanized steel interior mechanism
- Reversible handing
- Easy installation with template

Code	Style	Available finishes
DR117010T03	Tremblant	3, 5, 15A, 26D
DR117010S03	Sherbrooke	3, 5, 15A, 26D



Bright Brass



Antique Brass



Antique Bronze



Antique Nickel



Satin Chrome

DEAD BOLTS

GRADE 3 - *Features*

- For 1 3/8" (35mm) to 1 3/4" (44mm) door thickness
- Backset adjustable for 2 3/8" (60mm) and 2 3/4" (70mm)
- 5-pin rekeyable solid brass cylinder
- Revolving cylinder guard
- Brass deadbolt with steel rolling pin insert and full 1" (25mm) throw

Code	Available finishes
DR14SCDOR15A	15A, 26D



Antique Nickel



Satin Chrome

GRADE 1 - *Features*

- For 1 3/8" (35mm) to 2 1/4" (57mm) door thickness
- 220 series, adjustable for 2 3/8" (60mm) and 2 3/4" (70mm) backset
- Removable 6-pin rekeyable solid brass cylinder
- Solid brass revolving cylinder guard
- Brass deadbolt with steel rod insert and full 1" (25mm) throw

Code	Available finish
DR14222F5126D	26D



Accessories

KEY CABINETS



- Features**
- Rust proof
 - Scratch resistant light grey paint
 - Sturdy all metal construction with rounded corners
 - Secure, multifunctional cam lock with 2 keys
 - ID tags included

APA Code	Capacity (keys)	Dimension
DR9522	22	9-27/32" x 7-3/32"
DR9542	42	11-13/16" x 9-1/16"
DR9554	54	14-3/16" x 9-27/32"
DR9570	70	11-13/16" x 9-1/16"
DR95108	108	14-3/16" x 9-27/32"
DR95120	120	14-3/16" x 9-27/32"
DR95140	140	14-3/16" x 9-27/32"



Padlocks

SOLID BRASS & MARINE PADLOCKS



Hardened steel chrome plated shackle

- Features**
- Solid brass body and cylinder
 - Double locking shackle
 - Pick resistant mushroom pins
 - Stainless steel springs
 - Supplied with 2 keys



Stainless steel shackle

Code	Type	Size	Box of *	Options
GD42831	Brass	3/4" (20mm)	12	KA
GD42832	Brass	1" (25mm)	12	KA
GD42833	Brass	1-1/4" (30mm)	12	KA
GD42834	Brass	1-1/2" (40mm)	12	KA - LS
GD42835	Brass	1-3/4" (45mm)	6	KA - LS
GD42836	Brass	2" (50mm)	6	KA - LS
GD41936	Marine	2" (50mm)	6	KA - LS

KA - Keyed Alike (ask our reps for series availability)
 LS - Long Schackle
 * Also sold by units



10 to .04 and more

DOREX[®]

**COMMERCIAL
HARDWARE**

Aluminum Door Hardware

CYLINDER SAVER



CC58551028

Features

- Aluminum plate attaches to metal door with 4 rivets included
- 1/2" x 1-5/8" x 4"

20 SERIES EXIT DEVICE



DR18229528

Features

- Handed
- Certified ANSI 156.3 Grade 1
- Concealed easy to use dogging system
- Available as rim or concealed vertical rod
- Easy installation and concealed fastening for added security

ELECTRIC STRIKE



CC55710

Features

- Tough zinc alloy strike
- 5/32" (4.0mm) horizontal adjustment after installation
- Latch projection up to 5/8" (15.9mm)
- Non-handed
- Electrical mode: "Fail - Locked"
- Two year limited warranty (excessive force and coil burn-out not included)

PESO

CYLINDER (pair)



VR22731262

Features


- 1" Cylinder
- Keyed alike pair
- Includes 3 keys
- Viro #015 key way

Viro

HINGE



Surface mount aluminum door hinge



DR511020

Aluminum



DR51102033

Anodized Bronze

VIRO DEADLATCH LOCK



Features

- Reversible
- Heavy galvanized steel construction
- Zinc alloy auxiliary bolt with ball bearing tip
- Faceplate & cylinder sold separately

VR138516 7/8"

VR138517 31/32"

VR138518 1-1/8"

Viro

DOREX

**COMMERCIAL
HARDWARE**

Specialty locks

DM SERIES HEAVY-DUTY MORTISE LOCKS

DM series heavy-duty mortise locks are designed for rugged high traffic institutional or commercial applications. Available in a wide variety of functions, trim styles and finishes. DM series mortise locks provide a clean architectural appearance and offer maximum flexibility.



DM45R-SS26S

Features

- Adjustable for doors bevelled from 1/8" (3mm) in 2" (51mm) to flat
- Field reversible handing
- Standard 1 3/4" (45mm) door thickness
- Backset 2 3/4" (70mm)
- Conforms to door edge prep 86
- Stainless steel deadbolt with hardened steel pins and 1" (25mm) throw
- Stainless steel latchbolt with 3/4" (18mm) throw
- Rocker type chrome plated brass toggle
- Schlage "C", 6-pin drilled for CMK 1 1/8" (29mm) mortise cylinder with cloverleaf cam
- Non-handed flat strike
- Corrosion resistant steel construction lock case
- Conforms to ANSI A156.13 2002, Series 1000, Grade 1
- c UL us listed "A" label (3 hours) for use on single or double fire doors
- 5 year limited warranty

INTERCONNECTED SERIES

The Dorex Interconnected series locksets are recommended for use in multi-unit housing or standard commercial applications offering the security of a deadbolt with the convenience of a leverset. Simultaneous retraction of both latch and deadbolt provides panic-proof exiting. Dorex brand products are recognized for value while delivering leading edge technology.



IL10EMC15KDS

Features

- Field reversible handing
- For door thickness of 1 3/8" (35mm) to 1 3/4" (44mm)
- Standard backset 2 3/4" (70mm); optional 2 3/8" (60mm)
- Available in various escutcheon and lever styles
- Solid brass cylinder with standard Schlage "C" keyway
- Interlocking enables simultaneous retraction of latchbolt and deadbolt by rotation of inside lever
- Easy installation fits 160 or 161 door prep
- Conforms to ANSI A156.12, Grade 2
- Meets ADA requirements
- 3-hour cUL fire rating
- 2 year mechanical limited warranty



ELK

Premium Security and Automation Products

Recordable Voice and Siren Driver




Features

- Up to 4 messages or 2 messages + 2 sirens
- On-board microphone
- Maximum recording 8 minutes

EK55120

Recordable Voice Annunciator



Features

- Up to 8 messages
- On-board microphone
- Maximum recording 8 minutes

EK55124

PC Sound Card Interface



Features

- PC Interface for recordable voice module
- Software requires MS Windows 95 or higher

EK55129

ELK-150RT Siren



Features

- Stainless steel enclosure
- Compact, yet super loud
- Interior or exterior use
- Matching strobe (ELK-SL1) in 4 colours
- 30 watts nominal / 50 watts peak
- Rust free

EK55150RT

Strobe for ELK-150RT Siren



Features

- Polycarbonate construction
- Colours: red, amber, clear, blue
- Interior or exterior use
- Flash rate: 1 flash/second
- Operating Voltage: 12Vdc

EK55SL1R

Wall mount kit for ELK-SL1



Features

- Allows mounting of ELK-SL1 directly to wall surfaces with aesthetically pleasing cover

EK55WK1

Compact 12 Volt DC Relay



Features

- "Snap Apart" packs of 12
- Relay Contacts: 7A @ 28Vdc or 10A @ 125Vac
- Includes foam mounting tape

EK5591212

12/24 Volt DC Relay



Features

- "Snap Apart" packs of 6
- Relay Contacts: 7A @ 28Vdc or 10A @ 125Vac
- High quality large cross head screw terminal
- Includes foam mounting tape

EK55912B6

Sensitive 12/24 Volt DC Relay



Features

- "Snap Apart" packs of 4
- Relay Contacts: 7A @ 28Vdc or 10A @ 125Vac
- Trigger current: 1.2mA @ 5~24 VDC
- Includes foam mounting tape

EK559244

Doorbell & Telephone Ring Detector



Features

- Includes: (2) doorbell sensors and (1) phone sensor
- Max doorbell input: 24 Volts AC nominal
- Max output: 40mA @ 12 Volts DC

EK55930

Surge Suppressors



Features

- Single telephone line & low voltage
- Protects 1 incoming phone line and AC input
- Max AC input voltage: 24 VAC
- Convenient test points for lineman's test set

EK55950

Double Sided Foam Tape



Features

- Permanent rubber adhesive
- **130** individual pieces
- Piece size: 1/2" x 1-1/2" x 1/4" thick

EK55999

Battery LifeTester™



Features

- 3 digit display
- Coated clips to connect to battery
- Powered by the battery under test and automatically warns when the battery voltage is too low for testing
- Includes hard shell, protective carrying case

EK55BLT

Project Box



Features

- General purpose, paintable box for housing wire splices, relay modules, etc.
- Mounts to a single gang electrical box
- Mounting hardware included
- Colour: White

EK55PB1

Water Shutoff Valve



Features

- Operates from 12 Volts DC
- Minimum recommended power supply: 12VDC, 1 Amp

Valve

- Stainless Steel Grade 316
- 1" NPT threaded pipe connections

EK55WSV



EMTEK[®] PRODUCTS INC.

Solid Forged Brass Entrysets



Knoxville / EggKnob



EM124310E10B
Finish US10B

EM124310E15
Finish US15

EM124310EPVD
Finish PVD



Saratoga / EggKnob



EM124410E10B
Finish US10B

EM124410E15
Finish US15

EM124410EPVD
Finish PVD



Marietta / EggKnob



EM124411E10B
Finish US10B

EM124411E15
Finish US15

EM124411EPVD
Finish PVD

Single & Double Cylinder Deadbolt

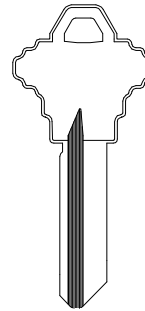


Single Deadbolt
EM148455PVD

Double Deadbolt
EM148355PVD

Available finishes
US7 - US10B - US15
- US15A

SCHLAGE Keyway ▶



EMTEK Finishes

US3	Polished Brass
US7	French Antique (brass)
US10B	Oiled Rubbed Bronze
US15	Satin Nickel
US15A	Pewter
US19	Flat Black
US26	Polished Chrome
PVD	Brass (Lifetime Warranty)
SS	Satin Steel
R	Rust
DB	Dark Bronze
MB	Medium Bronze
SP	Silver Patina

Cortina Lever Set with Regular Rosette



Features

- Entry locks have heavy duty mechanism designed to provide trouble free service
- Emtek uses genuine materials and traditional craft techniques to achieve authentic reproductions

Available finishes

US3 - US7 - US10B - US15 - US15A - US19
- US26 - PVD

Passage 8100
EM118100CPVL (R)

Key in knob 5100
EM115100CPVL (R)



Barrier skirt (3 meter section)

4282441 for 620 or 640



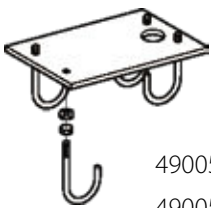
Automatic Barrier

Features

- The ideal solution for heavy traffic
- Totally flexible
- Long-term reliability
- Leading-edge technology
- Adjustable Beam length
- Works on 120VAC

Barrier No.	Beam length	Opening time	Frequency cycles/hour
620-S3	3 meters	3.5 seconds	360
620-S4	4 meters	4.5 seconds	280
620-S5	5 meters	5.5 seconds	230
640-S7	7 meters	8.0 seconds	70

Foundation plate for 620 and 640



490058 (620)
490059 (640)

6, 8 or 10 feet pre-formed loop



PR46 (4' X 6')
PR48 (4' X 8')
PR410 (4' X 10')

950 Swing Door Operator Kit With Articulating Arm

FC55F950PL "Pull"
FC55F950PH "Push"



Features

- Electro-mechanical operator with return spring
- Mechanical limit switch
- Plastic housing
- Electronic "Anti-Crush" device for both opening and closing
- Self learning of open & close positions

Swing gate operator

F400-1



Features

- Electro-hydraulic operator
- "Anti-crush" safety ensured by adjustable by-pass valves and protection system
- CSA approved
- Physical stops by others are required

Kit includes

- 2 electro-hydraulic operators
- 2 manual release keys
- 2 capacitors

Installation and mounting accessories

- 455D control board
- Enclosure type L
- Safe beam photocell pair

Internal stop for 400

490042 (2 needed)

Bollard with foundation pit & heater

Features

- Electro-hydraulic bollard
- Built in manual release key FAAC CITY 10,000 4 sec. 600mm
- Impact resistance: 15,000 Joule
- Break-in resistance: 120,000 Joule
- Pit Dimensions: 560 x 560 x 1020 mm

F275H600



Kit Includes

- Hydraulic bollard
- Foundation pit with heater
- Foundation pit cover
- 10 Meters of pre-wired cable

Articulated arm automated system

Electro-mechanical automated system with articulated arm for swing leaf gates with 2.5 m max leaf length

Features


- Compact elegant design
- Versatile simple installation
- Anti-burglary non-reversing facility
- Adjustable speed
- Anti-wind function



391




6 or 8 apartments intercom kit (2 modules)



- 6 Apartments
Features
- 6 buttons recessed door station
 - 1+1 wire system
 - 6 intercom phone set

FI55MKEDW6



- 8 Apartments
Features
- 8 buttons recessed door station
 - 1+1 wire system
 - 8 intercom phone set

FI55MKEDW8

6 or 8 apartments intercom kit (3 modules)



- 6 Apartments
Features
- 6 buttons recessed door station & postal lock
 - 1+1 wire system
 - 6 intercom phone set

FI55MKEDW6PO



- 8 Apartments
Features
- 8 buttons recessed door station & postal lock
 - 1+1 wire system
 - 8 intercom phone set

FI55MKEDW8PO

FC21E Access control keypad



FI55FC21E

Features

- Access control keypad with front plate, buttons and plastic box
- One lock-opening relay, access control, etc.
- Keypad deactivation with increasing time intervals (max 25 sec.) in case of wrong combination
- 8 programmable codes from 2 to 6 digits
- Programmable timer from 1 to 99 seconds or bistable operation
- Two LED's indicating correct or incorrect combination and programming
- Power supply 12V AC/DC

FC42 Access control keypad



FI55FC42

Features

- Access Control keypad iP45 surface mounted with stainless steel front plate and buttons
- Two relays for lock opening, access control, etc.
- Keypad deactivation with increasing time intervals (max 25 sec.) in case of wrong combination
- 12 programmable codes up to 8 digits for each relay
- Programmable timer from 1 to 99 seconds or bistable operation of the relay
- Two LED's and sound signals indicating correct or incorrect combination and programming
- Power supply 12V AC/DC

FC52P Access control keypad



FI55FC52P

Features

- Access Control keypad with aluminium front plate and buttons in stainless steel Mody Series
- Two relays for lock opening, access control
- 4 programmable codes from 2 to 6 digits for each relay
- Programmable timer from 1 to 99 seconds
- Power supply 12 Volt 20 VA

FORESIGHT™

Professional CCTV Manufacturer!

SMART CCTV CABLING SYSTEM SOLUTION

Video Transceiver

FK55TTP111VT



Features

- BNC male to 2 pin terminal block
- Twisted pair transmission

Video Transceiver

FK55TTP111VL



Features

- BNC male to terminal block
- Weatherproof IP65
- Compact size with pigtail, could be mounted multi units behind multiplexer, quad, DVR

Video Transceiver Kit

FK55TTP111VK



Kit

- FK55TTP111VT + FK55TTP111VL

Twisted Pair Ground Loop Isolator

FK55TGP001



Features

- BNC male to 2 pin terminal block.
- Transmit a full motion monochrome video signal up to 600 meters, colour video signal up to 300 meters.

Video, Power, Data Transceiver

FK55TTP111VPD



Features

- Male BNC with DC Plug+2 pin pigtail to 6 "push pin" terminal
- Push pin terminal for easy cable connection
- Transmission over one CAT5 cable

Coaxial Video Ground Loop

FK55GB001



Features

- BNC male to BNC female
- Built in video BALUN, for extra interference rejection
- Built in TVS (Transient Voltage Suppressors)

AC Power Surge Protector

FK55SP001PAC



Features

- Terminal connector to terminal connector
- Under 1ns - 400V
- Protects AC100-120V, AC220-240V power
- Max current up to 2Amp

AC to DC Power Converter

FK55PC1A



Features

- AC to DC12V power converter, 1AMP Max
- Regulated output

AC to DC Power Converter

FK55PC500



Features

- AC to DC12V power converter with DC plug cable 500mA Max
- AC14-AC24 to DC12V, DC15-DC30 to DC12V

4 Channel Video Transceiver

FK55TTP414V



Features

- 4 x BNC female to 1x RJ45 female + 8 pin terminal block.
- Four passive transceivers in one product.
- Choice of RJ45 or push pin terminal inputs/outputs

4 Channel Active Receiver

FK55TTA414VR



Features

- Built in 4 port active receivers.
- Others identical to TTA111VR.
- Built in a highly balanced mode of video transmission for extra interference immunity

FORESIGHT™

Professional CCTV Manufacturer!

USB CAT5 Extender Hub

FK55UE04H



Features

- Extend four USB devices up to 50 meters over CAT5/5E cable
- 4 Port USB 1.1 compliant
- Including local and remote unit

Keyboard Mouse CAT5 - PS/2 Interface

FK55KM01



Features

- Extend PS/2 Keyboard and mouse via one CAT5 UTP cable
- Including local and remote unit
- Passive, no power required

Keyboard Mouse CAT5 – USB Interface

FK55KM02



Features

- Extend USB keyboard and mouse via one CAT5 UTP cable
- Local unit (PC side): USB to RJ45, Remote unit (keyboard mouse side): RJ45 to PS/2

VGA Keyboard Mouse Hub

FK55VKM01



Features

- Extend VGA and keyboard mouse over 2 CAT5 UTP cable to instead of VGA cable and keyboard mouse cable

Video to VGA Converter

FK55AD001



Features

- Support NTSC video system
- On screen display
- The DEINTERLACED output mode: NTSC: 640 x 480

Video Amplifier

FK55CA101



Features

- 1 video input to 1 video output
- 10dB video gain compensation amplification and HF compensation
- Sharpness and brightness adjustment

CAT5 VGA Extender

FK55TTP111VGA

Features

- Passive device, no power required
- Including 2 units as transmitter and receiver
- Supports up to 1280x1024 pixels
- Up to 135 meters via standard 4 pairs CAT5 UTP or STP cable instead of VGA cable
- Transmitter built in virtual DDC to avoid improperly setting at resolution and frequency
- Transmitter built in sync mode selection for signal stability
- Receiver built in sync filter level adjustment for signal stability
- Perfect for classrooms, lecture halls, tradeshows, video information displays...



Vari-focal lens

FK55LVA02812D

Lens

- Focal length 2.8 ~ 12mm
- Iris auto, DC drive
- Weight 126g



FK55LVA0358D

Lens

- Focal length 3.5 ~ 8mm
- Iris auto, DC drive
- Weight 40g



FK55LVA0550D

Lens

- Focal length 5 ~ 50mm
- Iris auto, DC drive
- Weight 143g



FK55LVA0615D

Lens

- Focal length 6 ~ 15mm
- Iris auto, DC drive
- Weight 77g



FORT

SECURITY PRODUCTS

GRADE 2 LOCKS

Grade 2 general features

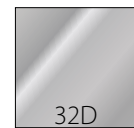
- Non-handed
- For 1 3/8" (35mm) to 1 3/4" (44mm) door thickness
- Solid brass 6-pin tumbler cylinder
- Standard Schlage "C" or Weiser keyway
- Rose cover conceals mounting plate and screws
- Wide variety of functions available
- Easy installation for new construction or retrofit
- Conforms to ANSI A156.2 series 4000 or ANSI A156.5, Grade 2
- Meets ADA requirements
- 3 hour cUL fire rating
- 1 year mechanical limited warranty

B series - knobsets



- Standard backset 2 3/4" (70mm) optional 2 3/8" (60mm)
- 3" (76mm) rose diameter

FL11B1032	Passage	
FL11B4032	Privacy	
FL11B5332S	Entrance	Schlage
FL11B5332W	Entrance	Weiser
FL11B53320	Entrance	Less Cylinder
FL11B70320	Classroom	Less Cylinder
FL11B80320	Storeroom	Less Cylinder
FL11B8032S	Storeroom	Schlage



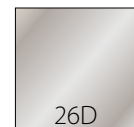
Stainless Steel

L series - leversets



- Standard backset 2 3/4" (70mm) optional 2 3/8" (60mm)
- 3" (76mm) rose diameter

FL11L1026	Passage	
FL11L4026	Privacy	
FL11L5326	Entrance	Schlage
FL11L7026	Classroom	Schlage
FL11L8026	Storeroom	Schlage



Satin Chrome


FTL-B series - knobsets




Features

- Easy to install, fits most standard cutouts for replacement
- Adjustable 4-way latch suits 60 mm (2-3/8") or 70 mm (2-3/4") backset
- Door thickness 35 mm (1-3/8") to 45 mm (1-3/4")
- 25 year warranty


FL1261BCWRC3	Entrance Set	
FL1110BC3	Passage	
FL1110BC5	Passage	
FL1110BC32D	Passage	
FL1140BC3	Privacy	
FL1140BC5	Privacy	
FL1140BC32D	Privacy	
FL1151BWRC3	Entrance	Weiser
*FL1151BWRB3	Entrance	Weiser
FL1151BWRC5	Entrance	Weiser
FL1151BWRC32	Entrance	Weiser
*FL1151BSCB32	Entrance	Schlage



Bright Brass



Antique Brass



Stainless Steel

* Sold in boxes (not in viewpack)


FTL-L series - leversets



Features

- Easy to install, fits most standard cutouts for replacement
- Adjustable 4-way latch suits 60 mm (2-3/8") or 70 mm (2-3/4") backset
- Door thickness 35 mm (1-3/8") to 45 mm (1-3/4")
- 25 year warranty

FL1110LSC3	Passage	
FL1110LSC32D	Passage	
FL1140LSC3	Privacy	
FL1140LSC32D	Privacy	
FL1151LSWRC3	Entrance	Weiser
FL1151LSWR32	Entrance	Weiser



Bright Brass



Stainless Steel

FORT

SECURITY PRODUCTS

Residential Series

Single or double cylinder deadbolt




Features


- Easy to install
- Adjustable latch suits 60 mm (2-3/8") or 70 mm (2-3/4") backset
- Door thickness 35 mm (1-3/8") to 45 mm (1-3/4")
- 25 year warranty

FL1461DBWRC3	Single cylinder	Weiser
*FL1461DBWRB3	Single cylinder	Weiser
FL1461DBWRC5	Single cylinder	Weiser
FL1461DBWR32	Single cylinder	Weiser
*FL1461DBWRB32	Single cylinder	Weiser
*FL1461DBSCB32	Single cylinder	Schlage
FL1462DBWRC3	Double cylinder	Weiser
FL1462DBWRC5	Double cylinder	Weiser
FL1462DBWR32	Double cylinder	Weiser

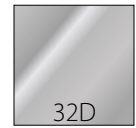
* Sold in boxes (not in viewpack)



Bright Brass



Antique Brass



Stainless Steel

Solid brass padlock



Weatherproof

Features

- Double bolt locking
- Solid brass locking bolt
- Hardened shackle

Code	Shackle	Packs of - Key
FL42120C	20mm	1 - KD
FL42120CKA2	20mm	2 - KA
FL42120CKA4	20mm	4 - KA
FL42130C	30mm	1 - KD
FL42130CKA2	30mm	2 - KA
FL42140C	40mm	1 - KD
FL42140CKA2	40mm	2 - KA
FL42140CLKA2	40mm	2 - KA (1x reg. shackle / 1x long shackle)
FL41240CW	40mm	1 - KD - Weatherproof
FL41240CWKA2	40mm	2 - KA - Weatherproof

KA = keyed alike

KD = Keyed different

GALLERY

SPECIALTY HARDWARE LTD.



Flush Pull Plate



Features

- Material: 1/8" (3.17mm) plate, Stainless Steel

Material available : Brass, Bronze and Aluminum

GA562616H32D

Extension Flush Bolt



Features

- Material: Brass
- Extension length : 12"
- 1/2" bolt

GA534011226D

Surface Bolt



Features

- Steel material
- With top and bottom strike

GA53GSH70TB

Pull/Plate Combinations



Features

- Plates are supplied standard drilled for screw mounting
- Pulls are supplied with standard mountings as required

GA561241628
Plate : 4" x 16" / Pull : 7"
Finish : Aluminum (628)

GA56170732
Plate : 4" x 16" / Pull : 7"
Finish : Stainless steel (630)

GA56170932
Plate : 4" x 16" / Pull : 9"
Finish : Stainless steel (630)

Door Closer



Features

- Size 2 Closer
- Universal mounting application for Regular, Top Jamb & Parallel arm
- 5 years limited warranty
- Adjustable closing and latching speed
- Non handed

GA52302

Push plates



Features

- Plate is stainless steel or aluminum finish
- Supplied with oval head sheet metal screws
- All holes countersunk
- Bevelled on all four sides

GA5841628
Plate : 4" x 16"
Finish : Aluminum (628)

GA5841632
Plate : 4" x 16"
Finish : Stainless steel (630)


Kick plates

Features

- Plate is stainless steel or aluminum finish
- Supplied with oval head sheet metal screws
- All holes countersunk
- Bevelled on all four sides

GA50834528
Plate : 8" x 34-1/2"
Finish : Aluminum (628)

GA50834532
Plate : 8" x 34-1/2"
Finish : Stainless steel (630)





GT 500 Low Energy ADA Swing Door Operator

Features

- Low current draw - less than 5 amp, 115 VAC, 1-phase
- Magnum microprocessor base control with multiple functions to suit your requirements
- Adjustable closing speeds allow the door to close sooner for energy savings or slower for increased pedestrian protection
- "Push-n-go" feature provides easy operation for handicapped or elderly pedestrians and eliminates the cost of wall switches
- Recycle feature stops and reverses direction of swing path when an object is encountered for greater pedestrian protection
- Heavy-duty spring closer
- Heavy-duty all-steel motor and mechanical gear box outperforms the competition
- All features, components and accessories meet ANSI 156.19 standards. They are also CSA and UL approved and comply with ANSI 117.1 and the Low Energy Operator section of ADA.



GY5550028RHO Right hand out

GY5550028LHO Left hand out



GT 710 Swing Door Operator

The GT System 710 swing door operates in both automatic and manual modes. The access system features a two to 60 second hold-open range and a "push-n-go" feature for automatic opening when activated by a pedestrian. The system also incorporates an automatic "sensitivity adjustments" feature to stop, then close the door if an obstruction is encountered. In the manual mode, the system closes slowly upon release to enable passage.

Features

- A compact 5-3/4" x 6" (146.0 mm x 152.0 mm) cross section
- Easy manual mode operation with door closer in event of power failure
- Adjustable opening and closing speeds for safe operation and energy savings
- Sensitivity Adjustment features may be affected by windy conditions.
- All features, components and accessories meet ANSI 156.19 standards. They are also CSA/cUL and UL approved and comply with ANSI 117.1

GY5571028RHO Right hand out

GY5571028LHO Left hand out

GY5571028RHI Right hand in

GY5571028LHI Left hand in




Ingersoll Rand Security Technology is secure and productive. Protecting people and property is designed to deliver peace of mind. Our mechanical locks and portable security solutions are designed to protect your business.

With an extensive range of products, we serve Residential, Industrial and other markets.



Schlage Commercial High Security Key System

The Primus XP is our newest patented high security system designed with an exclusive sidebar milling for locksmiths and end users. Scalable and backward compatible with multiple cylinders, it can be used to control access with varying levels of security. Only one key does it all."



Schlage Mechanical... The... offer... Grad... ease... key... the... 2 de... toda...

LCN Closers

LCN 4040 XP is a higher durability closer designed for high traffic and high-abuse applications. It is more resistant to pinion leaks and pinion tooth breaks, has greater surface life in forced openings and closings and in component misalignment, and has a longer cycle life in high use and abuse openings.



LCN 4040XP Surface Mounted Closer

LCN Auto-Operators

LCN's NEW Benchmark provides... and affordability. So when your barrier free needs, think Benchmark would expect in an economy.



LCN Benchmark Automatic Operator

Schlage Electronic Security

Schlage's King Cobra 2 Locks and SNAP programmer are designed to be smarter, durable, affordable, and provide a simple and intuitive solution to manage your offline locks. A step up in security to mechanical keys, KC2 locks and SNAP lets end users secure doors, manage 1000 individual user codes and credentials, and has a 1000 event audit trail.



Schlage WA Series / Cylindrical & Mortise Modular Lock



Schlage KC2 Programmable Locking






Schlage Electronic Security




Schlage Wireless Access products provide the benefits of on-line access control without the wires. Schlage offers a full suite of Wireless access control products and open architecture products that easily integrate with any existing hardware and install in a fraction of the time. Our offering includes wireless readers, wireless exit kits, controllers, VIP locks and SMS software.

For the latest information on Ingersoll Rand Security Technologies, subscribe to our monthly electronic newsletter Inside Security.

Ingersoll Rand Security Technologies is a leading provider of products and services that makes environments safe, secure and reliable. Protecting people, property and assets is an ongoing, ever changing vital responsibility and our solutions are world-class. Our market-leading products include electronic and biometric access control systems; fire and life safety; security; door closers and exit devices automated openings and architectural hardware.

Through our products and services, we cater to the needs of Education, Healthcare, Commercial, Government, and Industrial markets.

<p>Schlage Commercial Mechanical Security Schlage B500 Deadbolt series provides the highest level of Grade 2 deadbolt security, ease of installation and system flexibility. It is the best designed Grade 2 deadbolt in the industry.</p>  <p>Schlage B500 Deadbolt</p>	<p>Schlage Residential BE365 Keypad Deadbolt Schlage Keypad Deadbolts bring professional grade security with the convenience of keyless access to the home. The innovative Turn-Lock feature allows the user to lock and leave without a key. Ideal for front, back and side entry doors where deadbolts are required.</p>  <p>Schlage FE365-Series Camelot x Accent Lever</p>	<p>Schlage Residential KC 2 Deadbolt is a new electronically programmable deadbolt lock designed for residential applications. The electronics consist of a microprocessor/firmware that allows the lock to learn/identify authorized key codes, generate an audit trail and provide all necessary information back to the programming key.</p>
<p>Provides the perfect mix of intelligence you're looking for a solution to your benchmark — it's more than what you can expect from a standard operator.</p>  <p>Operator</p>	<p>Von Duprin Exit Devices The new 98/99 XP exit device with its patented centre case design brings a latch bolt that delivers industry's highest level of latching security. It comes with a two-piece "smart" latch bolt that provides a long-lasting latch bolt/strike contact and a static load force resistance of more than 2,000 pounds.</p>  <p>Von Duprin 98/99 Exit Device</p>	<p>Falcon Falcon W Series Locks are ideal for all types of applications where a Grade 2 lock is required. Falcon's W lock is built on a time-tested Grade 2 cylindrical lock chassis and offers the widest choice of keying options, finishes and functional applications in its targeted price point.</p>  <p>Falcon W Series Lock</p>

<p>Schlage Electronic Security - Recognition Systems The HandKey II utilizes field-proven hand geometry technology that maps and verifies the size and shape of a person's hand all in less than one second. Its ease of use and reliability has made the HandKey the biometric standard for the access control industry.</p>  <p>Schlage HandKey II Biometric Reader</p>	<p>Von Duprin Exit Devices 5100 Electric Strikes is designed and manufactured to meet the needs of locksmiths and security professionals. This easy-to-install electric strike was created for medium duty applications, specifically to control traffic flow through interior and exterior openings in retail and commercial environments.</p>  <p>Von Duprin 5100 Electric Strike</p>	<p>Von Duprin Exit Devices Chexit Controlled Exit Device is primarily designed to delay egress through an opening using panic or fire exit device for 15 seconds. Chexit can easily be tied into a building's emergency system and will release immediately in an alarm condition. Various mounting styles including rim, mortise and vertical rod are available.</p>  <p>Von Duprin Chexit Delayed Egress Exit Device</p>
---	---	--



Cylinders... For all possible applications

Mortise Cylinders



- Solid brass
Manufactured to OEM specifications
- 32 keyways
 - 12 finishes
 - 11 lengths (3/4" to 2")
 - 4,5,6 and 7 pin
 - 16 cams available

Rim Cylinders



- Solid brass
Manufactured to OEM specifications
Supplied with 2 tailpieces (1 rigid and 1 lazy)
Screw cap tail piece attachment
Fits almost all door exit devices
- 32 keyways
 - 12 finishes
 - 5,6 and 7 pin

Key in Knob Cylinders



- Solid Brass
Manufactured to OEM specifications
Supplied with 6 tail pieces
(3 KIK and 3 Deadbolt)
Screw cap tail piece attachment
- 32 keyways
 - 2 finishes (04 & 26D)

Turnknob Mortise Cylinders



- Solid Brass
Available with Standard and ADA Thumbturn
- 4 lengths (15/16" to 1-1/4")
 - 8 finishes
 - 16 cams available

Turnknob Rim Cylinders



- Solid Brass
Available with Standard or ADA Thumbturn
- 4 lengths (15/16" to 1-1/4")
 - 3 finishes (03,10B, 26D)
 - 16 cams available

IC Cores



28026

- Solid Brass
Manufactured to OEM specifications
Uses OEM Best pins or A2 aftermarket pins
- 13 keyways (A - Q)
 - 2 finishes (04,26D)

Dummy Mortise Cylinders



- Solid Brass
- 4 lengths (15/16" to 1-1/4")
 - 12 finishes

Dummy Rim Cylinders



IU26701025

- Solid Brass
- 1 length (1-1/8")
 - 12 finishes

IC Housings



R28106

- Solid Brass
- Available with Thin Head Mortise or Rim
 - Available with Tapered Head Mortise only
 - Available with Rim Cylinder Conversion Kit
 - 6 finishes

Find out more about ILCO cylinders at www.kaba-ilco.com



008 Mini-Mite

045HD

BRAVO III



IU6200812



IU62045HD



IU62BRAVO

Manual Operation

The 008A "Mini-Mite" is a lightweight, compact yet versatile machine that is perfect for carrying right to the job. Perfect for mobile shops, or wherever space is tight.

Manual Operation

A real money-maker, the 045HD is the perfect basic key duplicator, ideal for virtually any key cutting outlet. Economical, accurate, and simple to operate, the 045 HD is loaded with useful features any user will readily appreciate. Its performance tested design makes it an excellent choice for store, shop or mobile use. Performance tested to assure years of dependable service.

Semi-Automatic (Lever) Operation

A high quality, sturdy key duplicator designed to deliver years of service. The Bravo III Now comes with the new EZ-Jaw, twin shaft carriage transport design, spring loaded carriage and a micrometer adjustable cutter guide. Delivers unsurpassed accuracy and cutting performance.

044HD

TRI-CODE H.S.

EZ[®]-CODE



IU62044HD

IU62TRICODE



IU62EZCODE

Semi-Automatic (Lever) Operation

The 044 HD Performance Series Key Duplicator is particularly useful when multiple duplicates of a key are needed. Features of the model include the Super Jaw 3, four-position vise jaws to provide superior key "grip" on virtually any standard cylinder key. The semi-automatic design allows the operator to duplicate with speed and accuracy. Function, combined with attractive styling, makes the 044 HD an excellent choice for standard key duplication.

**Electronic Operation
For Automotive Keys only**

Dual Function - Code and Duplication

The Tri-Code H.S. cuts popular sidewinder/laser style, high security automotive keys by code, biting number or duplication. Simple to operate, this electronic machine will eliminate the guesswork and effort associated with cutting sidewinder/laser style automotive keys.

**Electronic Operation
For Automotive and Commercial Keys**

Dual Function - Code and Duplication

The Ilco EZ-Code is an electronic code machine designed to deliver high level performance at a moderate price. Accurate and simple to operate, the Ilco EZ-Code will cut automotive and commercial keys by biting number, indirect code (automotive keys) or by duplication.



IU61TKO

TKO - Transponder Key Originator

The TKO is a professional programming tool that features integrated hardware, enhanced operating software and simple cable connections.

The increased restrictions with "on-board programming" procedures make the TKO your solution for providing replacement keys for newer automobiles.

Features

- Program transponder keys
- Originate transponder keys
- Delete lost or stolen keys
- Read and reset vehicle immobilizer error codes
- Determine number of keys programmed to the vehicle
- Archive customer data
- Program remote keyless entry (GM, Chrysler, Toyota)
- Powered by connection to vehicle OBD, or by 120VAC or 12VDC convertor



IU61RW4PLUS

RW4 Plus Professional Transponder Key Duplicator

Designed for professional use, the RW4 PLUS lets you take control of Texas Instruments (TI) and Philips encrypted codes and fixed codes transponder keys. When the RW4 PLUS is utilized in conjunction with Ilco® electronic keys, you can eliminate the twomaster (original) key requirements for "on-board" programming. It is a stand-alone device with no PC, internet connection or additional software required.

Features

- Clones TI and Philips encrypted codes and fixed codes (T2, T5) transponder keys
- Identifies presence of a transponder and indicates chip type, value and manufacturer
- Code Generation Capable
- Software updates are based on new vehicle information & technology
- Free updates for one year from purchase
- Archiving Function
- 12V DC adapter included for "on the road" services
- Built in "soft touch" key pad
- Multiple language support
- Easy to read LCD screen

Philips Cloning Kits

EKP-1
Philips edge cut cloning kit and a plastic carrying case
5 heads, 20 blades (high security profiles keys are not included)

EKP-2
Philips Cloning Companion Kit
3 heads, 9 blades (high security profiles keys are not included)

EKP-3
Philips High Security/Sidewinder Cloning Kit
2 Heads, 8 high security blades

TI - Texas Instruments Cloning Kits

EKC-1
Electronic Key cloning Assortment
5 Electronic Key Head, 27 Key blades

HSC-1
High Security Key Cloning Key Assortment
3 Electronic Key Head, 5 Key blades

309-00-8X
Complete cloning key assortment
5 Electronic Key Head, 42 Key blades



IU92EKP1
IU92EKP2
IU92EKP3



Key Cabinets

LORI Deadbolts



60 Keys
IU95KC60



30 Keys
IU95KC30

The Ilco Mortise Single or Double Cylinder Deadbolt keys into virtually any keyway, even OEM High Security Systems. Available in both Single and Double cylinder for 1-3/8" & 1-3/4" thick doors. Special doors thickness are also available.



Features

- Bolt - 1" throw with 2 hardened, saw resistant pins.
- Backset - 2-3/4 or 2-3/8"
- Finishes (8) - 03P, 04, 05, 10, 10B, 26, 26D, 32D

LO14451426WE - Single cylinder Weiser Keyway
LO14452426WE - Double cylinder Weiser Keyway

Engrave-It™ PRO - Professional Engraving Machine

The Engrave-It™ PRO is simple to operate and designed to provide maximum versatility for engraving a broad range of items in both the lock shop and institutional environment.



Durable and versatile, the Engrave-It PRO delivers consistent, professional results.

- Sequential numbering
- Custom lettering for marking keys, popular lock cylinders, and other items
- Capable of "fine" Engraving for presentation plaques, etc.
- Variety of fonts and marking styles
- Various clamping options provided to secure items being engraved
- Powerful software simplifies common tasks and versatility for advanced projects
- May be ordered with holders or without — see back cover for ordering information

Personali-key key blanks



PERSONALI-KEY
Pack of 10-7 models
Keyway:
KWIKSET or SCHLAGE or WEISER
IU91KW1
IU91SC1
IU91WR5

PERSONALI-KEY
Pack of 40 assorted keys
Keyway: 30x WEISER and
10x SCHLAGE
IU92TA224

Critters key blanks



IU91WR5BIRD
IU91WR5CAT
IU91WR5DOG
IU91WR5DOLPHIN
IU91WR5PANDA
Weiser (WR5)

Harley Davidson



IU91WRHARLEY
IU91WRHARLEYFL
Weiser (WR5)

Pink Ribbon

IU91WR5PINKRBN
Weiser (WR5)



National Hockey League key blanks



IU91WRNHL
Call us for complete listing of
teams



Introducing the automatic operator that changes everything

The new Falcon 8200 Series automatic operator ensures smooth, convenient door opening for areas requiring easy accessibility and ADA compliance. This versatile device can also be easily integrated into electrified openings with our wireless accessories kit. Choose the 8231 for pull side or the 8242 for push side installation.

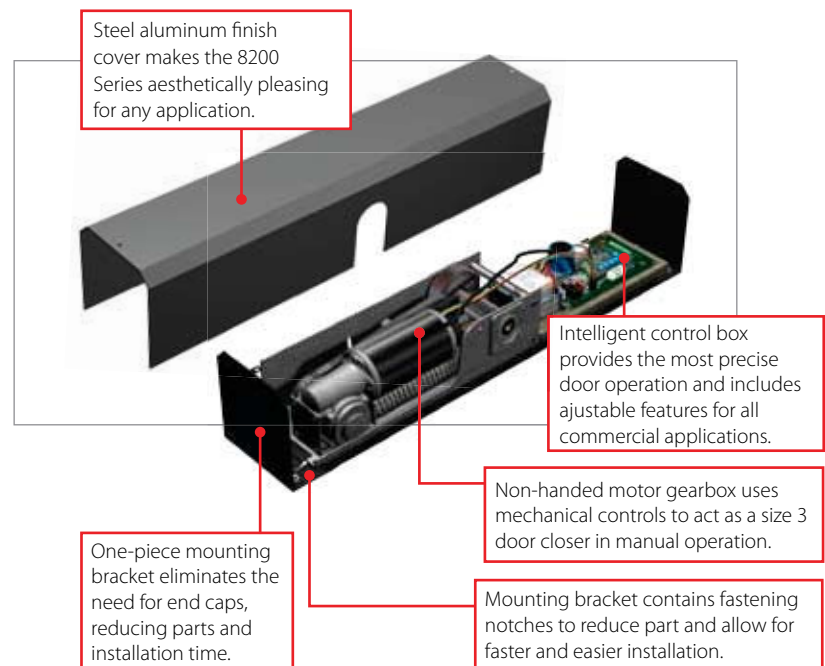


Beauty, value and versatility are now automatic

When you need a smart solution to improve accessibility the new Falcon 8200 Series fits perfectly. Designed for applications like assisted living and ambulatory care, where ease of use is critical, the Falcon automatic operator provides dependable performance at an affordable price point. Everything you need is right in the box, making installation quick and foolproof. All necessary features are built right in, so configuring the closer is simple and you can easily make more openings more accessible than ever.

Features

- SmartLatch – Senses and overcomes external pressure conditions with a graduated energy assist for secure latching
- Push 'n' Go – Selectable feature allows door to open automatically as soon as it feels pressure
- Open Position Learning – Automatically sets the opening position to eliminate wall and door damage
- Obstacle Obstruction Detection – Safety feature stops and reverses door direction when distress or an obstruction is sensed
- Pre-Load Strike Assist – Removes load on strike lip with a one second delay allowing the door to release and automatically open
- LED Light Illumination – Light illumination on control box signals accurate installation and helps with connection diagnostics
- On Board Power Supply (12 VAC) – Powers the accessories without the need to install an external power supply



FL55B231 - Pull

FL55B242 - Push



FALCON

W Series Cylindrical locksets QUANTUM



FA11W101Q26 Passage
 FA11W511Q26 Entry
 FA11W581Q26 Storeroom

Features

- Door Thickness: 1-3/8" to 1-3/4" standard.
- Backset: 2-3/4" standard; 2-3/8" also available.
- Handing: Locks are non-handed.
- Keyways: "G" keyway standard on Falcon standard cylinders. "A" keyway standard on I/C core cylinders. Also available with some optional keyways. Schlage "C" keyway also in stock
- Trim: Roses are 3-5/8" diameter, heavy wrought brass or bronze, installed over steel rose inserts which are through-bolted through door. Levers are pressure-cast zinc (solid levers-no inserts) finished to match mating parts.
- Latches: 1/2" bolt projection made of stainless steel and UL listed for 3-hour door assemblies. Latches have self-adjusting fronts to accommodate beveled or flat doors.
- Strikes: 4-7/8" x 1-1/4" ANSI strike with curved lip to meet ANSI A115.2 door frame preparation standard.
- Screws: Furnished with combination screws for use in wood or metal doors and frames.
- ANSI/BHMA: Meets ANSI/BHMA A156.2, Series 4000, Grade 2.
- UL: 3-hour A label.

DOR-O-MATIC

SC60 Mechanical closers

Aluminum
 DM52SC60

Dark bronze
 DM52SC6033



Features

- Meets ANSI A117.1
- ANSI/BHMA A156.4, Grade 1
- UL Listed
- Closer mounts hinge side, top jamb or parallel arm when either the Rw/PA or Hw/PA arm is specified.
- Adjustable sizes 2-5
- Single piece cast aluminum body
- Staked valves
- Non-handed for left or right swinging doors
- Separate adjustable general speed, latch speed and backcheck
- Heat-treated steel piston
- Heat-treated pinion
- UL 10C approved fuel
- 10-year warranty

MONARCH

19 SERIES Panic Devices

MO1819R565 (Narrow Style)
 MO561906TMAL (Trim TP)
 MO561906TNL (Trim NL)

Features

- ANSI Grade 1 rating
- Optional "B" label (1-1/2-hour) fire exit construction
- Available with a full complement of trims
- For use in 1-3/4" narrow stile aluminum doors





LCN

LC521261



1260 Series Door Closer

Features

- Standard 1260 series closer shipped with regular arm, a shaft cover, and self reaming and tapping screws
- Non-sized (1-5) cylinder is adjustable for interior doors to 4'6" and exterior doors to 3'6"
- Closer mounts hinge side, top jamb and parallel arm on either right or left swinging doors
- Mounts to most common commercial footprint (3/4" x 9 1/16")
- Designed for moderate traffic in many commercial facilities

LC521461



1460 Series Door Closer

Features

- Standard 1460 series closer shipped with regular arm, a slim line plastic cover, and self reaming and tapping screws
- Non-sized (1-6) cylinder is adjustable for interior doors to 5'0" and exterior doors to 4'0"
- Closer mounts hinge side, top jamb and parallel arm on either right or left swinging doors
- Used for a variety of both commercial and institutional applications

LC522036L (R)



2030 Series Door Closer

Features

- Standard 2030 series closer shipped with standard arm, standard track, mounting/finish plate, and wood and machine screw pack
- Sized cylinders for interior doors to 4'6" and exterior doors to 3'6"
- Handed for right or left swinging doors
- Aluminum frame requires minimum 1 3/4" (44 mm) x 4" (102 mm) tube
- Heavy duty concealed in frame closer

LC523133L (R)



3030 Series Door Closer

Features

- Standard 3030 series closer shipped with regular arm and wood and machine screw pack
- Sized cylinders for interior doors to 4'0"
- Handed for right or left swinging doors
- Concealed in door closer for interior doors

LC524040
LC524040C
LC524040H
LC524040XP



4040 Series Door Closer

Features

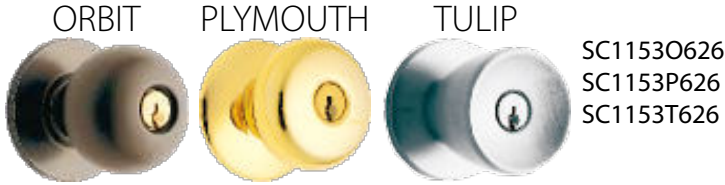
- Standard 4040 series closer shipped with regular arm, standard plastic cover, and self reaming and tapping screws
- Non-sized cylinder is adjustable for interior doors to 5'0" and exterior doors to 4'0"
- Closer mounts hinge side, top jamb, and parallel arm w/PA Shoe on either right or left swinging doors.
- Closers to meet ADA requirements
- Superior performance for institutional and high traffic areas
- Tested and certified under ANSI Standard A156.4, grade one

LC524040SE
LC524040SE15



GRADE 1 & GRADE 2 SERIES

Grade 2 A Series Entrance Locks



- Features**
- Cold rolled steel, machined, threaded hubs and locking nuts prevent loosening of the lockset by bolting chassis to the door
 - Heavy duty cast mounting plate with specially tapped holes keeps lockset tight on door. Large diameter of mounting plate and rose covers new ANSI hollow metal door cutout
 - A-Series for 1 3/8" to 1 7/8" (35 mm to 48mm) thick doors
 - Limited commercial warranty : 3 years

SC11530626
SC1153P626
SC1153T626

Grade 2 AL-Series Commercial Locks



- Features**
- True through-bolting of door prevents lock chassis rotations and disengagement from latch
 - Stainless steel interlocking spindle design for added strength against excess force when lever is in locked position or latch has been fully retracted
 - Cold rolled steel, machined, threaded hubs and locking nuts prevent loosening of the lockset by bolting chassis to the door
 - Heavy duty compression springs extend life of spring cage, minimize droop and provide smooth, fast return action of levers
 - AL-Series for 1 3/8" - 1 7/8" (35 mm - 48 mm) thick doors

SC11AL53N626
SC11AL53S626

Grade 1 B600-Series Deadbolts



- Features**
- 1" throw deadbolt and thumbturn levers for easy operation
 - Solid brass or bronze cylinder collars, a security shield to prevent "ice pick attacks" and hardened steel ball bearings to protect the two heavy 1/4" mounting bolts from drilling attacks
 - Come with wood frame reinforcer anchored with two heavy 3" screws to resist kick-in attacks and free-spinning solid or reinforced collars to resist cylinder wrenching

SC1466026
Keyway "C"

SC14E660626
Keyway "C123" Everest

Schlage L9000-Series Commercial Lock

SC134531526

- Features**
- Fully wrapped heavy-gauge steel case protects against attacks
 - All-metal zinc dichromate-plated working parts
 - Two-piece anti-friction tongue reduces wear and tear
 - Outside and inside trim thru-bolted together and through the door
 - Break-away spindle prevents unsecured failures
 - Hub blocking plate protects lock against spindle manipulation
 - Inside lever applied by screwless shank mounting – no exposed trim mount screws
 - Universal lock case – ten functions in one case
 - Floating mounting tabs automatically adjust to fit a bev. door edge
 - Field-reversible handing without opening lock case
 - External spring cages allow for simple trim retrofit
 - Lever rotation in both directions (up and down) for ease of use
 - Independent lever rotation



Grade 1 D-Series Levers

SC11D100L26 (passage)
SC11D500L626 (entrance)
SC11D800L26 (storeroom)



- Features**
- Vandgard® functions have free-wheeling levers to resist force when locked
 - Independent heavy duty spring cages for effective lever support.
 - Thru-bolted mechanism for positive interlock to door
 - Concealed mounting screws
 - Steel latchbolt

Grade 2 Standard Duty – B500-Series Deadbolts



- Features**
- 10% larger deadbolt diameter
 - Adjustable lock-in-place backset for 2 3/8" (60 mm) or 2 3/4" (70 mm)
 - Integrated anti-pry shield to prevent picking
 - 1" (25 mm) reinforced trim ring and tapered housing rotate to protect against wrenching the cylinder
 - Solid brass 6-pin cylinder offers added protection and durability
 - Metal dust box reinforcer with three 3" screws protect against kick-in attacks

SC1456026
Keyway "C"

SC14E56026
Keyway "C123" Everest

Programmable Keypad Locking Solution



AD-200 Offline Electronic Lock



AD200

Features

- Security that's more intelligent and convenient than traditional mechanical locking devices
- Audit trail reports that allow you to track usage and events
- Update users and access rights at the lock using credentials, keypad or handheld device
- The ability to upgrade to a networked solution without removing the lock from the door
- Available in cylindrical, mortise, mortise with deadbolt and exit trim
- Compatible with major brands of master key systems and exit devices

AD-250 Offline Electronic Lock



AD250

Features

- Security that's more intelligent and convenient than traditional mechanical locking devices
- Audit trail reports that allow you to track usage
- Update users and access rights using credentials instead of having to visit each lock
- The ability to upgrade to a networked solution without removing the lock from the door
- Available in cylindrical, mortise, mortise with deadbolt and exit trim
- Compatible with major brands of master key systems and exit devices

AD-300 Hardwired Electronic Lock



AD300

Features

- Open Architecture platform
- Panel interface options ensure seamless communication with your system
- Real-time communication between access control system and lock
- Field configurable Fail Safe/Fail Secure and other capabilities per code
- Available in cylindrical, mortise, mortise with deadbolt and exit trim
- Compatible with major brands of master key systems
- A wide selection of credential readers and networking options to choose from

AD-400 Wireless Electronic Lock



AD400

Features

- Open Architecture platform
- Panel interface options ensure seamless communication with your system
- Non-invasive installations for historic buildings and sensitive areas
- Secure encrypted data transmission
- Unique communication protocols that won't interfere with other wireless networks
- Patent-pending wireless feature that enables efficient emergency lockdown in less than 10 seconds while still optimizing battery life up to 2 years
- Available in cylindrical, mortise, mortise with deadbolt and exit trim
- Compatible with major brands of master key systems



bright blue

Intelligent Access Management

bright blue.

System Features

- Support for up to 32 doors and 5000 cardholders
- Pre-configured and network ready
- Application wizards for ease of use
- Standardized reports
- System back-up
- Access anytime, anywhere, with a network connected computer
- Employee access activity monitor
- Anti-passback function to eliminate unauthorized entry
- Manual overrides to temporarily unlock doors
- Native communication to Schlage's wireless access and VIP locks
- Holiday and event scheduling
- Minimal training required
- Door status monitoring
- Built-in web server
- Flashable firmware for future upgrades
- Remote access and administration

Supported Device

- Schlage wireless readers
- Schlage VIP lock series
- Schlage proximity readers
- Industry standard proximity and magnetic stripe readers
- AD400

A Smart Solution For

- Small and medium commercial offices
- Medical and dental offices
- K-12 Schools
- Property management
- Houses of worship



Numeric Keypad Locks

Finishes

BE365 Plymouth Dead Bolt

APA Code	Finish
SC55BE365P505	505
SC55BE365P609	609
SC55BE365P619	619
SC55BE365P620	620
SC55BE365P626	626
SC55BE365P716	716



505
Bright Brass

KFE285PG Plymouth Combination Entry Set

APA Code	Finish
SC55KFE285PG505	505
SC55KFE285PG619	619
SC55KFE285PG620	620
SC55KFE285PG716	716



609
Antique Brass



619
Satin Nickel

FE595 Camelot Lever Lock

APA Code	Finish
SC55FE595C505A	505
SC55FE595C620A	620
SC55FE595C626A	626
SC55FE595C716A	716



620
Antique Pewter



626
Satin Chrome



716
Aged Bronze



SCHLAGE
LiNK

New for 2010 Z-Wave Lever Locks

Simply put, Schlage LiNK is a web-based system that allows you to monitor and control your Z-Wave-enabled door locks, lights, Trane Remote Energy Management Thermostats and even your Schlage camera from your Schlage LiNK web and mobile interface.

One stop shopping

VON DUPRIN



22 Series Exit Device & 230TP Trim



VD1822EO

Features

- Non-Handed
- Field Sizeable
- 3/4" throw latch bolt
- Latch bolt deadlocking
- Hex key dogging

Trim Specifications

- Heavy 10 gauge steel escutcheon
- Cylinder sold separately

VD56210TP



Series 33A/35A Exit Device (EO: Exit only)




VD1835EO26

Features

- Grooved case
- Fits door stiles as narrow as 1 3/4" (44mm)
- Newly designed device has a one piece center case cover
- Hex key dogging standard
- For all door types, even narrow stiles

5100 Electric Strike




VD555100

Features

- 12/24 dual-voltage
- Fail-safe/fail-secure
- Adjustable keeper
- Internal solenoid
- Non-handed
- Backbox depth of 1-11/16"
- Keeper depth of 1/2"
- Mounting tabs
- Retrofit kit
- Three faceplates standard in every box
- Tamper resistant design
- Standard Von Duprin 1 year electrical product warranty.
- Continuous duty operation
- Heavy duty construction

44 Series Exit Device



Features

- Non-Handed
- Powder-coated aluminum Finish
- Cross bar type

Exit device only

VD1844EO

Exit Device & TP Trim

VD1844TP

98 Series Exit Device & 990TP Trim



VD1898EO

VD1898EO626

Features

- Non-Handed
- Field Sizeable
- 3/4" throw latch bolt
- Latch bolt deadlocking
- Heavy traffic application
- Brushed chrome or aluminum finish

Trim Specifications

- Heavy 10 gauge steel escutcheon
- Brushed chrome finish 626

VD56990TP

990TP-R x626



996L Breakaway™

The new 996L Breakaway™ trim has become the standard lever trim offered for the 98L/99L series devices

- VD56996LRL (Left hand)
- VD56996LRR (Right hand)

Also Available

- EL - Electric retraction
- QEL - Quiet electric retraction



interM

Lowell™

Quest COMMERCIAL

Public Address Amplifier/Receiver

Features

- Two mic input channels with both xlr and phone jack, and an aux input channel
- Convenient four-tone chime for use with announcements. Can be operated remotely
- Mic1 input and chime mutes other inputs when in use
- Telephone input with music-on-hold function for connection with telephone system.
- Fully digital AM/FM tuner with 30 memory locations.

PA1000BR



Mixer/Amplifier

Features

- 35W of RMS power, with less than 5% THD
- Three mixable inputs: Mic 1, Mic 2/Aux, Mic 3/CD/Satellite
- Mic 2/Aux and Mic 3/CD/Satellite are individually selectable
- Telephone input for connection with telephone system
- Separate Bass and Treble controls to tailor your sound

PA935



Public Address Amplifier

Features

- Six Input Channels with Adjustable Input Sensitivity and Individual Level Controls
- Five-band graphic equalizer allows you to shape the tonal balance of your program material
- Six speaker select switches enable you to select any combination of up to five speakers
- Switchable input level on Channel 6 allows for connection of phono level source
- Convenient four-tone chime and electronic siren for use with announcements
- A public address amplifier with rated output of 240w (PA6000A)
- External mute function (PA6000A)
- Telephone input function (PA6000A)



PA2000A

PA4000A

PA6000A

Mixer/Amplifier with CD, MP3 and Receiver

Features

- Output power of 120W
- 4Ω or 25/73V outputs
- Four mixable inputs: Three balance Mics and one Aux
- Digital AM/FM tuner with 30-station preset memory
- Voice activated priority muting on Mic 1
- Two zone speaker selector buttons
- Bass and treble tone controls
- Single CD player with 24 track memory
- Rack mount kit included (3RU)

ACR120M



AM/FM Digital Tuner

Features

- Station memory stores up to 60 channels
- Manual/automatic tuning
- Stereo/mono mode selection
- Previous and next station selection
- Attractive 1U rack mount case

QSCDT180R



Volume Control Attenuators

Features

- 50W, or 25W power rating.
- Standard or Decora®-style plate.
- Compact single gang size blends with other wall devices.

	Stainless Steel	Decora	Standard
25Watts	25LVC	25LVCD	25LVCS
50Watts	50LVC	50LVCD	50LVCS



Microphone

Features

- Unidirectional Dynamic Microphone
- 14" Gooseneck
- Mic On/Off Switch
- Remote Chime Switch

RM01



4" 2 Way Surface Mount Speaker

Features

- 70V Transformer with back panel rotary tap selector for: 8ohm/2w/4w/8w/or16w
- 4" Polypropylene Treated Woofer
- 3/4" Polycarbonate Dome Tweeter.
- 100 watts peak Maximum Power Handling
- 48Hz-20KHz Frequency Response (-10dB)
- Metal mounting brackets Included
- Dimension: 28.6" x 5.9" x 5.7"
- Weight: 4lb.



QSCSM42T

Standard Round Ceiling Speaker

Features

- Easy to mount ships fully assembled
- 70 Volt / 25 Volt selectable
- Transformer taps at .63W, 1.25W, 2.5W, 5W, 10W
- 10 Ounce strontium magnet
- Frequency range: 50-20,000 Hz
- Sound pressure level 90 db (1W/1M)
- Nominal power: 25Watts
- Dimensions: 326 x80 mm 12" x 3-1/8
- Net weight: 1.96Kg (4.3lb)



QSCSD810TX



www.kaba-ilco.com



UC55E203126

E-Plex 2000 (Electronic Pushbutton Lock)

(See Kaba spec sheet for detailed specifications - # KAA1069 0209)

Features

- Cylindrical Latch with UL 10C fire rating
- 100 Access Users per door
- Programmed via keypad
- Three AA batteries provide over 100,000 cycles

Installation

- No wires through door
- Standard ASA 161 door prep with 3 additional holes
- Door Thickness – 1-3/8" (35mm) to 2-1/2" (64mm)

Warranty

- 2 year warranty from date of installation

E-Plex 3000 / 3200 / 3700 Series (Electronic Narrow Stile Lock)

(See Kaba spec sheet for detailed specifications - # KAA1117 0209)

Features

- Retrofits inside trim for Adams Rite – see spec sheet for models
- Available for either Mortise Dead Latch or Deadbolt
- E-Plex 3000
 - 300 Access Users per door
 - 9,000 event audit trail
 - Programmed via keypad or with Standard software
- E-Plex 3200
 - 3,000 Access Users per door
 - 30,000 event audit trail
 - 16 Access Schedules – 32 Holiday / Vacation blocks available
 - Programmed via Enterprise software
- E-Plex 3700
 - 300 Users with HID Prox Card using Learn Lock feature (no software)
 - 3,000 Access Users per door
 - 30,000 event audit trail
 - 16 Access Schedules – 32 Holiday / Vacation blocks available
 - Programmed via Enterprise software
- Four AA batteries provide over 180,000 cycles

Installation

- No wires through door
- Easily installed with 4 mounting screws
- Door thickness 1-3/4"(44mm)

Warranty

- 3 year warranty from date of installation

UC55E306526



UC55E377026



www.kaba-ilco.com



5000 series



5700 series



E-Plex 5000 / 5200 / 5700 Series (Electronic Pushbutton Lock)

ANSI/BHMA Grade 1 Certification
 (See Kaba spec sheet for detailed specifications - # KAA1054 0108)

Standard Features

- Available in Cylindrical, Mortise, Exit Device or Access Controller
- Four AA batteries provide over 180,000 cycles
- Three hour UL/ULC fire rating for A labeled doors

Unique Features

- E-Plex 5000
 - Pin Access
 - 100 Access Users per door – without software
 - 300 Access Users per door – with Standard software
 - 9,000 event audit trail
 - Programmed via keypad or with Standard software
- E-Plex 5200
 - Pin Access
 - 3,000 Access Users per door
 - 30,000 event audit trail
 - 16 Access Schedules – 32 Holiday / Vacation blocks available
 - Programmed via Enterprise software
- E-Plex 5700
 - Pin or Prox or Dual Credential Access
 - 300 Users with HID Prox Card using Learn Lock feature (no software)
 - 3,000 Access Users per door
 - 30,000 event audit trail
 - 16 Access Schedules – 32 Holiday / Vacation Blocks available
 - Programmed via Enterprise software

Installation

- No wires through door
- Cylindrical – ASA 161 door preparation with 4 additional holes
- Mortise – ASA 86 door preparation with 2 additional holes
- Exit Trim – ASA 161 door prep with 2 additional holes
- Door Thickness – 1-3/8" (35mm) to 2-1/4" (57mm) door thickness

Warranty

- 3 year warranty from date of installation

Series	Cylindrical & Lever	For Exit Devices	Stand Alone
5000	UC55E503126	UC55E501026	UC55E507026
5200	UC55E523126	UC55E521026	UC55E527026
5700	UC55E573126	UC55E571026	UC55E577026

E-Plex software

(See Kaba spec sheet for detailed specifications – Standard Software # KAA1057 0809)
 (See Kaba spec sheet for detailed specifications – Enterprise Software # KAA1193 0709)

- Standard Software (# UC55EP0300SW)
 - 300 Access Users per door
- Enterprise Software (# EP-EPRISE1-001)
 - 3000 Access Users per door

5000 Serie	5200 & 5700 Series
UC55EP0300SW	UC55EPRISE



www.kaba-ilco.com



Simplex 1000 Knob lock & Lever lock

Features

- Single access code - one easy to manage code for all users
- Lock is easily programmed via keypad without removing lock from the door
- Factory-handed for left hand doors; easily field reversible
- Small format interchangeable cores, large format removable cores
- Cylindrical latch with 3-hour UL/ULC fire rating on "A" labeled doors

Operation Mode Options

- Single credential - access
- Passage (select models) - Allows access without using the lock entry code. Feature activated from the inside with a thumbturn or key (included with all passage feature models)
- Lockout (select models) - Disables the lock from the inside so that the entry codes can not be used to gain access. Access is permitted using the key override only

Core*/ Function	Knob lock	Lever lock‡
Best	UC10102B	UC1010126LB
Corbin	UC10102C	UC1010126LC
Abloy, Assa, Medeco, Yale	UC10102M	UC1010126LM
Sargent	UC10102R	UC1010126LR
Schlage	UC10102SL	UC1010126LS
Entry only	UC1010126	UC1010126L
Entry & passage set	UC10103	

* Core is not included and must be purchased separately

‡ Use 126L for left hand / 126R for right hand



Simplex 1000 - Lever Exit Trim

Features

- Single access code—one easy to manage code for all users
- Factory handed; not field reversible
- Small format interchangeable cores, large format removable cores
- Locking Device Options: Rim Exit Device: Compatible with most leading brands of exit devices - (Exit Device and Mounting hardware not included). Exit Device may be "dogged" without affecting the LP1000

Operation Mode Options

- Single credential - access

Core*/ Function	Lever lock‡
Schlage	UC1010LLPS
Entry only	UC10LLP1010

* Core is not included and must be purchased separately

‡ Use LLP for left hand / LRP for right hand



KABA®

www.kaba-ilco.com

Simplex 5000 Series



UC10502126D

Features

- Single access code - one easy to manage code for all users
- Lock is easily programmed via keypad without removing lock from the door
- Non-handed, pre-assembled for left-hand door installations—easily changed in the field
- Key-in-lever cylinders, small format interchangeable cores, and large format removable cores
- Cylindrical latch with 3-hour UL/ULC fire rating on "A" labeled doors

Operation Mode Options

- Single credential - access
- Passage (select models) - Allows access without using the lock entry code. Feature activated from the inside with a thumbturn or key (included with all passage feature models)
- Exit trim may be "dogged" if exit device allows


Simplex 6200 Series

Features

- Single access code - one easy to manage code for all users
- Lock is easily programmed via keypad without removing lock from the door
- Factory-handed left; easily field reversible
- Locking Device Options:
 - Cylindrical latch with 3-hour UL/ULC fire rating for "A" labeled doors
 - Cylindrical latch for residential size bored doors

Operation Mode Options

- Single credential - access




Gold

UC10621460



Almond

UC10621467



Black

UC10621485



Grey

UC10621486



Simplex 7000 Series



Features

- Single access code - one easy to manage code for all users
- Lock is easily programmed via keypad without removing lock from the door
- Field reversible
- Locking Device Options:
 - Deadbolt - must be manually relocked
 - Deadlocking latch - relocks automatically when door closes
 - Rim locking latch - relocks automatically when door closes; also has latch holdback

Operation Mode Options

- Single credential - access



Brass

Dead Bolt

UC1070203



Satin chrome

Dead Bolt

UC1070226



Satin chrome

Spring Latch

UC10701426

LABCO Ltée



Timer unit

Control relay

Control relay

LB55TM15



Features

- Adjustable timed output 2 to 15 sec.
- Operating voltage: 12 or 24VDC
- SPDT relay output 2 amp. @ 24VDC

LB55LR1



Features

- Activated by positive or negative impulse
- SPDT relay output
- 2 amp. contact at 24VDC

LB55R512



Features


- 12VDC Relay control
- Standard coil
- 5 amp SPDT contact

Control relay

Control relay

Timer unit

LB55CR6242



Features

- Control relay
- Operates from 6 to 24VDC
- 2 Amp. DPDT contact

LB55CR6245



Features

- Control relay
- Operates from 6 to 24VDC
- 5 Amp. DPDT contact

LB55TM3X



Features

- 3 adjustable sequential timers
- Trigger delay: 0-7 sec.
- Timer; #1 (0-63 sec.) #2 (0-63 sec.)
- 2 SPDT relay outputs 2 amp. @ 24 VDC
- Operates on 12 or 24 VDC

Timer unit

Timer unit

Power supply


LB55TM1PLUS



Features

- 6 modes universal programmable timer
- Adjustable from 1 sec. to 4 hour
- 12 or 24VDC operation
- SPDT relay output 5 amp. @ 24 VDC
- 2% Accuracy

LB55TM7J



Features

- 24 Hour/7 day timer
- 30 Programmable events 1 to 7 days
- LCD display
- 3 Operation modes
- 12 or 24VDC operation
- SPDT relay output 10 amp. @ 24 VDC

LB55PS241F



Features

- 1 amp. power supply
- 3 preset voltages 6, 12, 24 volts
- Adjustable from 2 to 24VDC (factory adjusted to 13.5 VDC)

Power supply

Exit button

Exit button (narrow)

LB55PS243F



Features

- 3 amp. power supply
- 3 preset voltages, 6, 12, 24 volts
- Adjustable from 2 to 24VDC (factory adjusted to 13.5 VDC)

LB34LAEAV

- English "EXIT" Button



LB34LNEAV

- English "EXIT" Button



LB34LAEFV

- French "SORTIE" Button

LB34LNEFV

- French "SORTIE" Button



Linear SECURITY

Supervised 1-Button, 1-Channel Pendant Transmitter



Features

- Water-resistant
- Full RF supervision, field enabled
- Up to four years of battery life
- Pendant configuration
- Adjustable nylon neck cord with breakaway release
- DXS format
- RF frequency: 315 MHz

LI55DXS64

Supervised 1-Button, 1-Channel Wristband Transmitter



Features

- Water-resistant
- Full RF supervision, field enabled
- Up to five years of battery life
- Pendant, Velcro strap, wristband, belt clip, or pocket clip configurations
- Visual activation indicator
- DXS format
- RF frequency: 315 MHz

LI55DXS62

Supervised Emergency Alarm Transmitter



Features

- Water-resistant
- Large easy-to-find HELP button
- Full RF supervision, field enabled
- Long-life lithium batteries
- DXS format
- RF frequency: 315 MHz

DXS65

Supervised 4 or 8 Channel Receiver



Features

- Dual diversity superheterodyne receivers
- Compatible with DX and DXS transmitters
- Quick-learn programming
- Individual outputs per RF channel for alarm, low battery, and status trouble reports
- Solid state outputs
- 100 mA maximum output rating
- Selectable outputs /ch: momentary, latch, toggle
- Operating voltage: 10.2 to 14.4VDC or 12 to 16 VAC

LI55DXSR1504
LI55DXSR1508

Commercial Telephone Entry System



Features

- Installation choices: surface, recessed, gooseneck
- Stainless steel front panel
- Accepts a total of 125 directory listings or stand-alone entry codes
- TTY jack for connection to text communication devices for the hearing impaired
- Simple network capability with up to four units
- Two-line-16-character LCD display
- Form "C" access relay rated at 10 amps AC and 7 amps DC @ 30 volts

LI55AE100

Commercial Telephone Entry System



Features

- Stainless steel front panel
- Telephone style keypad with surround lighting
- Up to 250 user capacity
- Accepts up to 500 entry codes
- Built-in RF receiver
- Two-line-16-character LCD display
- Installation choices: surface, recessed, gooseneck
- Built-in modem for remote programming
- Two configurable output relays
- RF frequency: 318 MHz

LI55AE500

Music Distribution System Kit



MDS6AKIT2 Kit includes: 1x MDS6AKIT2, 6x MCS1A, 6x 2171

Features

- Six audio sources selectively switched to six speaker zones
- 12 channels (6 stereo) x 40 watts per channel amplifier power
- Front panel speaker zone on/off status indicators
- Removable speaker terminals with wire lock levers
- User feedback to all back-lighted system keypads
- RJ-45 connection to each keypad with Cat-5 cable
- IR target built-in to each keypad
- IR remote control of audio sources with six source-specific, routed IR output ports
- Total harmonic distortion @ 1 kHz 0.02%
- Signal-to-noise ratio greater than 95 dB
- Zone-to-zone crosstalk isolation greater than 70 dB


Personal Emergency Reporting Kit



Features

- Two-way voice capability
- Braille characters for help, home, and cancel buttons
- Delayed, silent alarm feature
- Selectable inactivity reporting: 8, 12, or 24 hours
- Distinct alarm tones provided for emergency and fire alarm conditions
- Capacity for up to 16 DX/DXS transmitters
- Programmable with Windows-based RA-2400 Software
- Operating frequency: 315 MHz
- Backup battery size: 12 volts, 1.2 Amp/hour (30 hour backup)

LI55PERSKIT5



Verifact Microphones



Models A, B, C, D, D-V, E, L-TD

- Electret Condenser, omni-directional
- Line level output
- Built-in pre-amp
- Picks up normal sounds approximately 15' away
- May be located up to 1000' from base station or Audio Interface Adapter

Model K

- Electret Condenser, modified omni-directional
- Line level output
- Built-in pre-amp
- May be located up to 1000' from base station or Interface Adapter
- Picks up normal sounds 12' away from front and less from the sides and back

Model M

- Electret Condenser, bi-directional
- Line level output
- Built-in pre-amp
- Pick up normal sounds approximately 10' away
- May be located up to 1000' from base station or Audio Interface Adapter

Audio Interface Adapters



Model IF-1

- Receives wiring from microphone
- Provides phantom power to the microphone
- Outputs to DVR/VCR or computer sound card
- Variable gain adjustment for input to sound card
- RCA, 3.5mm stereo and 3.5mm mono cables included
- 12 VDC power supply included

Model IF-2, IF-4, & IF-8

- Terminal blocks for microphone connections
- Supplies 12VDC power to the microphones
- Dual outputs (per microphone) to accommodate either an RCA input or 3.5mm input connection to DVR, IP Network Camera, etc.
- Gain adjust (each output) to prevent overdriving or underdriving the audio signal
- 12 VDC power supply included
- RCA cable and 3.5mm mono cables (with stereo adapter) included
- Audio test switch with LED indicator

Kit 101



- Audio output (RCA) to DVR, VCR
- Omni-directional microphone can pick up normal sounds 15' away if wall mounted or within a 30' diameter circle if ceiling mounted
- 3" speaker for monitoring live audio and playback from a DVR or VCR
- 3.5 mm headphone jack for private listening
- Microphone may be mounted up to 1000' from the APR-1 Base Station

Kit 300



- Omni-directional microphone can pick up normal sounds 15' away or within a 30' diameter circle.
- Contains a gain adjust to prevent overdriving of signal into a DVR, soundcard, IP Network Camera, etc.
- Three types of audio outputs to accommodate most recording devices that accept line level audio input
- Model IF-1 Audio Interface Adapter provides phantom power to the microphone.
- 12VDC/110V power supply included
- Connector cables from audio output of IF-1 to audio input of recording device included

Kit 501



- Two-way talk/listen system
- Hands-free listen and talkback at remote speaker/microphone location
- Desktop base station with built-in microphone and speaker
- Input/output to DVR/VCR for recording and playback
- Volume control for both listen and talkback
- Speaker/microphone may be mounted up to 1000' from base station
- Two back boxes - for flush or surface mount



**LABOR
SAVING
DEVICES
INC.**

Creep-Zit™

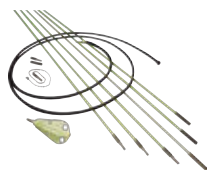
Kit threaded connector wire running rod kit

Wire Running Rod Kit

Heavy Duty Wire Running Rod Kit

Creep-Zit™ 6ft. Single Replacement Rods

These single rods allow you to replace lost rods or add length to your Creep-Zit Kits.



Pro 36ft

6' rods
30' total




LD55CZ30

3ft rods
24ft total



LD55CZ24



6ft. Rod

Bull Nose/Threaded Female Connectors
LD55CZB

Threaded Male/Female Connectors
LD55CZX

Push Rods

Fiberglass
Available in 2, 3, 4, 5, & 6ft. lengths.
LD55GR2
LD55GR3
LD55GR4
LD55GR5
LD55GR6



Creep-Zit Drag-Zit

Magnet male threaded connector tip



LD55CZD

Compatible with both the Creep-Zit rods and the Grabbit telescoping poles (with included adapter)

Creep-Zit™ replacement tips

Replacement Female Bull Nose Ends



(5-Pack)

LD55CZCOB

Replacement Threaded Connector Pack



(5-Pack)

LD55CZCONN

Fish Tape

Stainless steel tape, 3/4" wide by 25ft. long perfect for fishing wires under carpets



LD55UCT25

Hook-Zit™

Flexible Retriever with a small hook at one end and the larger "L" shape at the opposing end are faced the same way



LD55HZ9
LD55HZ18

Pocket Retriever

The retriever is approximately 5" long collapsed and easily can fit inside your shirt pocket with its handy pocket clip. The retriever extends out to 18" and has a hook at the end that will fit through a 1/4" hole.



LD55LBS

Wet Noodle™

The Wet Noodle a 24" flexible insulated retriever with an ultra strong earth magnet attached at one end and an 18" telescoping pocket retriever



LD55WNRS



Lightweight fiberglass telescoping poles 12 and 18 feet

LD55GR12
LD55GR18

Center Punch

Automatic action



LD55ACP55

DeCoil-Zit™

The DeCoil-Zit is a collapsible wire reel/spool holder



LD55DCZ

Connector Wrench Kit



LD55FPKIT

EZ-Cut™

The EZ-CUT™ Template and Level is a template for cutting out single or double gang boxes and includes integrated vertical and horizontal leveling vials



LD55EZCUT

Pocket Level

This compact level is only 5" long and fits into your pocket



LD55PL5

Chex-Zit™

Use the Chex-Zit™ for checking continuity in alarm or other circuits, verify good earth grounds, transformers or other electrical wiring.



LD55CXT

Stud Sensor Pro™

The Stud Sensor Pro will provide simple stud and fire block location identification in wall material up to 3/4" deep.



LD55SSZ9

Pocket Cable Tester

The PCT1 is a coax cable single line identifier and splitter (short) tester. It is powered by 2 AAA batteries (included) stored in the power pack.



LD55PCT1

10" or 12" Adjustable Hole Cutter



The HC series Hole Cutter is available in two sizes: the HC10 for up to 10" holes (adjusts to cut holes from 1-1/4" to 10-1/4") and the HC12 for up to 12" holes (adjusts to cut holes from 1-1/4" to 12")

LD55HC10
LD55HC12



Master Lock

Laminated Padlocks



**TOUGH
UNDER
FIRE**

Features

- Universal Pin padlocks for keying convenience
- Laminated steel body for superior strength
- Hardened steel shackle for extra cut resistance
- 4-pin tumbler cylinders helps prevent picking
- Thousands of key changes maximize key integrity
- Proprietary rust-proofing for longer life
- Dual locking levers provide extra pry resistance

	Keyed Different (D)	Keyed Alike (KA)	Universal Pins (UP)
#01 1-3/4" (44mm)	MA4101D	MA4101KA	MA411UP
#03 1-9/16" (40mm)	MA4103D	MA4103KA	MA413UP
#05 2" (51mm)	MA4105D	MA4105KA	MA415UP

Weather Resistant Padlocks



PROSERIES

Features

- Hardened boron alloy shackle for superior cut resistance
- 5-spool pin tumbler cylinder for added pick resistance
- Removable cylinder can be replaced or repinned
- Dual ball bearing locking mechanism resists pulling and prying
- Body and cylinder covers protect locks from water, dirt and grime
- Heavy steel bodies withstand forcible attacks

	Keyed Different
5/16" x 1 1/8" x 7/8" (8 x 29 x 22mm)	MA416121
3/8" x 1 3/8" x 7/8" (10 x 35 x 22mm)	MA416125
7/16" x 1 3/8" x 7/8" (12 x 35 x 22mm)	MA416127

High Security Padlocks



PROSERIES

Features

- Hardened boron alloy shackle for superior cut resistance
- Wide laminated steel body for superior strength
- Solid iron shackle shroud resists harsh physical attacks
- 5 spool pin tumbler cylinder for added pick resistance
- Removable cylinder can be replaced or repinned
- Dual ball bearing locking mechanism resists pulling and prying

	Keyed Different
5/16" x 3/4" x 7/8" (8mm x 19mm x 22mm)	MA416321
3/8" x 3/4" x 7/8" (10mm x 19mm x 22mm)	MA416325
7/16" x 3/4" x 7/8" (11mm x 19mm x 22mm)	MA416327



Master Lock®

Portable Key Storage Security Lock



Features

- Set-Your-Own 4-digit Combination
- Holds up to 5 keys; 3-1/4" (83mm) wide
- Portable, over the door knob mount for convenience
- Key Storage door pivots open smoothly and remains attached to lockbody
- Molded body and vinyl coated shackle prevents scratching
- Reinforced body withstands hammering and sawing
- Hardened steel shackle resists cutting
- Cover protects combination dials from weather, dirt and grime
- Outside dimensions: 3-1/4"(83mm) wide x 6-1/4"(159mm) long x 1-1/2"(32mm) deep

MA955400D

Wall Mount Key Storage Security Lock



Features

- Set-Your-Own Combination; Wall Mount Key Storage Product; 3-1/4" (83mm) wide
- Holds up to 5 keys for house or car in a convenient location for regular use
- Wall mount design for permanent installation
- Set-your-own 4-digit combination for keyless convenience
- Key Storage door pivots open smoothly and remains attached to lockbody for convenient operation
- Reinforced body withstands hammering and sawing
- Cover protects combination dials from weather, dirt and grime
- Outside dimensions: 3-1/4"(83mm) wide x 4-3/4"(121mm) long x 1-1/2"(32mm) deep

MA955401D

Locking storage bag



Features

- 10" (25.4cm) x 8-5/8" (21.9cm) x 1-7/8" (4.8cm)
- Safely carry cash, jewelry and confidential documents
- Water resistant nylon
- Built in high security lock
- Identification holder and card

MA957120D

Wall Mount Single Key Safe



Features

- Holds a single key which is permanently affixed to the storage compartment's removable cartridge to prevent misplacing the key after use
- Set-your-own 4-digit combination
- Cover protects combination dials from weather, dirt and grime
- Integrated LED illuminates dials for easier nighttime access
- 2-1/4"(58mm) wide x 5-1/2"(140mm) long x 2"(51mm) deep

MA955404D

Select Access™ Mini Safes



MA955408D

Features

- 6" (153mm) cable lanyard loops back over the locking bar to attach mini safe to a fixed object
- Combination locking mechanism for keyless convenience
- Realtree APG camouflage pattern ideal for outdoor applications where secure, concealed storage is required
- For indoor or outdoor use



MA955408CAMO

Durable plastic or metal key safes

Features

- Organize key storage at home or the office
- Heavy duty construction withstands abuse
- Variety of sizes for multiple keys
- Portable or wall mount units available
- 2 keys, key holders, out key tags, cross reference chart and installation hardware included



Code	Dimension	Keys	Material
MA957103D	10" (25.4cm) x 8" (20.3cm) x 1-7/8" (4.8cm)	24	plastic
MA957122D	12" (30cm) x 8" (20.3cm) x 2.5" (6.4cm)	30	steel
MA957123D	7-1/2" (19.1cm) x 28-3/4" (73cm) x 1-3/4" (4.4cm)	48	steel
MA957125D	12-1/4" (31.1cm) x 10-3/4" (27.3cm) x 3" (7.6cm)	60	steel
MA957126D	17" (43.2cm) x 13" (33cm) x 3-1/4" (8.3cm)	120	steel
MA957131D	7-3/4" (19.7cm) x 6-1/4" (15.9cm) x 3" (7.6cm)	20	steel



Cash Boxes



MA957134D

Features

- 6 compartment combination cash box, keyless, lockout



MA957136D

Features

- 6 compartment locking cash box, key



Master SAFETY SERIES™ Lock®

Lockout Hasp

Features

- Lockout by multiple workers at each lockout point
- Keeps equipment inoperative while repairs or adjustments are made
- Control cannot be turned on until last worker's padlock is removed from hasp
- Spark resistant aluminum



#	Material	Jaw	P-Lock
416	Aluminum	1"	6
417	Aluminum	1-1/2"	6
420	Steel	1"	6
421	Steel	1-1/2"	6
429	Aluminum	1 & 1-1/2"	8

Lockout Hasp

Features

- Lockout by multiple workers at each lockout point
- Keeps equipment inoperative while repairs or adjustments are made
- Control cannot be turned on until last worker's padlock is removed from hasp
- Heavy duty pry proof steel



#	Material	Jaw	P-Lock
418	Steel	1"	6
419	Steel	1"	8

Labeled Red Lockout Hasp

Features

- Features an easy-to-apply 'snap-on' advantage with its spring-loaded locking arm
- Fits more lockout points than alternative rivet-hinge labeled lockout hasp
- Anodized aluminum and stainless steel construction for combined corrosion-resistance and strength
- Complete with high visibility, re-usable write-on safety labels (English, French & Spanish) - identify the responsible person, then erase for the next job
- Dimensions are 2-7/8" x 7" with 1-3/4" x 2-1/8" inside jaw diameter, holds up to 5 padlocks



427

Series 410 & 411 Padlocks



Features

- Designed exclusively for Lockout/Tagout applications
- Durable, lightweight, non-conductive Xenoy lock body
- Customize on-site with permanent, write-on labels
- Compliance with OSHA «one employee, one lock, one key» directive
- High security, reserved-for-safety cylinder
- Key retaining-ensures that padlock is not left unlocked
- Master keyed 6-pin tumbler cylinder

6835 Padlock Family



Features

- 2-3/8" (61 mm) wide laminated steel body for superior strength
- Hardened boron alloy shackle for superior cut resistance
- Solid iron shackle shroud resists harsh physical attacks
- 5 spool pin tumbler cylinder for added pick resistance
- Removable cylinder can be replaced or re-pinned
- Dual ball bearing locking mechanism resists pulling and prying

Cable Lockout

Features

- Patented pull-tight cable adjusts for a secure fit every time
- Integrated safety hasp and cable is ideal for multiple circuit breaker panel and side-by-side gate valve lockouts
- Tough, flexible multi-stranded 1/4" dia. steel cable is insulated with a clear vinyl coating
- Tough, lightweight Xenoy thermoplastic body withstands chemicals
- Performs effectively in extreme conditions (-50°F to +300°F)
- Includes high-visibility, re-usable, write-on safety labels (English, French & Spanish)



8611

Grip Tight™ Circuit Breaker Lockout

Features

- Innovative patent-pending Grip Tight™ design effectively locks out circuit breakers
- Adjust to breaker with simple thumb turn and then close clamping handle for a tight grip on the toggle
- Great strength with universal fit
- Compact device is easy to carry and easy to store
- Accepts all American Lock and Master Lock safety padlock shackles and lockout hasp diameters
- Durable construction with powder coated steel and reinforced polymer for operation in harsh environments



491B - hi-voltage/hi-amperage breakers
493B - 120 and 240 volt breakers

Rotating Gate Valve Lockouts

Features

- Outward/inward rotation allows for easier installation and storage
- Surrounds the valve operating handle to protect against accidental valve opening
- Unique patent-pending rotating design allows for easier installation in confined space applications
- Each size rotates into itself and nests into the next larger size to save space in safety tool boxes
- Center knockout can be removed for rising stem gate valves
- Multiple workers can apply their personal safety locks
- Complete with high-visibility permanent safety labels (English, French & Spanish) that can be written-on to identify the responsible person, then erased for the next job
- Tough, lightweight, dielectric Xenoy™ thermoplastic bodies withstand chemicals
- Perform effectively in extreme conditions (temperature range: -50°F (-46°C) to 350°F (177°C))



#	Valve size
480	1" to 3"
481	2" to 5"
482	4" to 6-1/2"
483	6" to 10"
484	8" to 13"
485	one of each



Master Lock

Automotive Security Lock

Towing Security



Features

- Fits 1-7/8", 2" and most 2-5/16" trailer couplers
- Advance locking mechanism resists picking and prying
- Easy to install and remove
- Resists rust and corrosion
- Keyed alike

MA47377DAT

Swivel Head™ Universal Trailer Coupler Lock



Features

- Keyed alike convenience
- Weather Tough® seal resists corrosion
- Uses K1 key blank
- 5/8" stainless steel receiver lock and adjustable coupler latch lock

MA473794DAT

Universal Heavy Duty Trailer Coupler Lock



Features

- Fits both Fixed and Adjustable style Gooseneck / Fifth Wheel, King Pin and Lunette Eye couplers
- Laminated steel frame construction
- Ultrasonic welded plastic housing
- Keyway cover protects lock cylinder

2989AT

Universal Trailer Coupler Lock



Features

- Fits 1-7/8", 2", and 2-5/16" couplers manufactured by Reese®, Fulton, Valley, Atwood®, Shelby, Putnam, Hammerblow, Dutton Lainson, and UFP.
- Advanced locking mechanism resists picking and prying.
- Keyway cover protects lock from moisture and dirt

MA47379DAT

Key Safe



Features

- Receiver lock fits 5/8" receiver holes and can be used with or without the safe
- Swivel Head™ design for easy access
- 4-dial set-your-own combination lock
- Personal safe protects keys, credit cards and personal items
- Weather seal protects lock mechanism

MA471467DAT

MINUTEMAN[®] Power Technologies From Para Systems, Inc.

400 and 600 VA Stand-by UPS with 6 outlets

Features

- Three UPS outlets and three surge-only outlets
- Two transformer-friendly spaced outlets perfect for AC adapters
- Fax/modem protection
- Built-in USB communications port
- Includes Minuteman[®] SentryPlus[™] software for power monitoring and control
- Three-year warranty for electronics (Two-year warranty for internal batteries)
- RoHS compliant



MB55EN400	400
MB55EN600	600

3-Outlet Surge Suppressor with coax protection



MB55MMS130C

6-Rotating Outlet Surge Suppressor with coax and phone line protection



MB55MMS760RCT

Single Outlet Surge Suppressor



MB55MMS110

10-Outlet/5-Rotating Outlet Surge Suppressor with phone line protection



MB55MMS7100RT

6-Outlet Surge Suppressor "twin pack"



MB55MMS362P

12-Outlet/8-Rotating Outlet Surge Suppressor with coax and phone line protection



MB55MMS7120RCT

7-Outlet Surge Suppressor with Child safety covers



MB55MMS370

7-Outlet Surge Suppressor with Child safety covers and phone line protection



MB55MMS370T

500, 1000 or 1500VA Line Interactive UPS with 8 outlets

Features

- USB Communications
- Buck/Boost Voltage Regulation
- Slim-line Profile
- RoHS Compliant
- SentryPlus Software
- Larger Load Capacities
- 3 years warranty / 2 for batteries



MB55ETR500	500
MB55ETR700P15*	700
MB55ETR1000	1000
MB55ETR1500	1500
MB55ETR1500P15*	1500

* includes 15-foot cord

Ruggedized 7-Outlet Surge Suppressor



MB55MMS570

8-Outlet/6-Rotating Outlet Surge Suppressor



MB55MMS780R

MODULAR ★ DEVICES



Natural cable tie
MX55CV100H, 140, 200

Black cable tie
MX55CV200W, 280B

with hole >
Mounting cable tie
MX55CV370B, 205, 370

TC/TF series PVC wiring duct connectors pieces "l" type connector
MX55TFL1W MX55TFL3W

TC/TF series PVC wiring duct connectors pieces inside corner connector
MX55TFI1W MX55TFI3W

TC/TF series PVC wiring duct connectors pieces outside corner connector
MX55TFO1W MX55TFO3W

TC/TF series PVC wiring duct connectors pieces mid-way connectors
MX55TFM1W MX55TFM3W

TC/TF series PVC wiring duct connectors pieces end type Connector
MX55TFE1W MX55TFE3W

TC/TF series PVC wiring duct connectors pieces "t" type connector
MX55TFT1W MX55TFT3W

White wiring PVC duct
MX55TF1W, 3W, 6W

Connection block
MX5541A

Smooth dual plate
MX559014SW

Smooth single plate
MX559024SW

Smooth 6p4c/CATV plate
MX55922SW

CATV plate
MX55923SW

Compression tool
MX55927509

HEX crimp tool
MX55927005

Dual modular crimp tool
MX55MCT68

BNC male/RCA female 75 ohm
MX559273018

BNC male/RCA male
MX55927880

BNC female/RCA Male
MX55927170

Male compression weatherproof RG59
MX55927016

1pc male crimp 1/2" barrel RG59 50 ohm
MX55927030

F connector coupler female/female
MX55927053

BNC male compression RG6
MX55927444

1 Pc male twist on RG59
MX55927121

BNC right angle 75 ohm
MX559273038

BNC tee adapters 1 male/2 females 75 ohm
MX559273055

BNC 1 pc male twist on RG6 75 ohm
MX9273026

BNC male compression RG59
MX55927333

BNC female/female 75 ohm
MX55927161

BNC 1 pc male twist on RG59/62 75 ohm
MX559273024

BNC 2pc male crimp RG59/62 75 ohm
MX559273030

BNC 2pc male crimp RG6 75 ohm
MX559273032

BNC female/for male 75 ohm
MX559273037




OPEN THE DOOR TO EXCELLENCE!

Charnières Montréal is a Canada-wide distributor of an exclusive line of hinges and locks for all kinds of buildings.

PERSONALIZED SERVICE • COMPETITIVE PRICES • RESIDENTIAL AND COMMERCIAL

Trust our experts!

Les Agences Renaud Inc.
12150, Industriel blvd
Montreal, QC
H1B 5R7
1 866 884-4114
www.montrealhinge.com



Contact us:
Robert Renaud
renaudr@bellnet.ca
Martin Boisjoli
boisjolim@bellnet.ca

Optivision

25-IR IP H.264/Mpeg 4 Network Camera




Features

- 25m IR IP Cam
- 1/3" Sony CCD
- 8Φ IR LED 14pcs
- IP66 weather proof with sun-shield
- PoE

OV3100 - Mpeg 4
OVH3100 - H.264

Solar Panel Series CS 20 / 50



- 36 polycrystalline cells structure solar panel with a maximum power output of 20/50 Watts at 1.15/2.87 Amps and a maximum voltage of 17.4/17.6 VDC
- Weight (Kg): 2.55/6.83
 - Surface (m²): 0.195/0.52

CS20
CS50

IR IP Mpeg 4 Dome (Megapixel)




Features

- 6mm fixed lens
- 24pcs IR LEDs, 10M IR distance
- 3GPP mobile surveillance. Audio+video
- 420 lines (OV4100)
- Multi-Stream video (OV4100)
- 1.3 Megapixel (OVM4100)

OV4100
OVM4100

Solar Panel Series CS 125/200



- 36/50 polycrystalline cells structure solar panel with a maximum power output of 125/200 Watts at 7.18/6.80 Amps and a maximum voltage of 17.4/29.4 VDC
- Weight (Kg): 13/22
 - Surface (m²): 0.99/1.65

CS125
CS200

H.264/Mpeg 4 Vandal IP Dome



Features

- **1.3 Mega Pixel** progressive sensor
 - 3.7-12mm Vari-focal lens
 - 24x IR LED (OV4001)
 - Featured 2-way audio
 - IP66 Vandal proof construction
 - PoE
- OVMH4300 Plastic construction for interior use

OVMH4000
OVMH4001

Power Regulator



12 and 24 VDC solar panel power regulator. Common application includes; access control, parking management and most automation systems.

RS10A

Box IP Camera Mpeg 4



Features

- 1/4" High Dynamic Range Camera Sensor
- f3.6mm @ F2.0 CS lens
- CS Ring for Change
- 2-way Audio, DI/DO, RS485, RJ45
- 1.3 Mega Pixel progressive sensor
- PoE

OVM7000

2 way RF receiver



RF receiver used with solar powered radio keypad. Ideal for access control, automatic devices, parking management and alarm.

RT245

Box IP Camera H.264



Features

- 1.3 Mega-pixel image sensor
- H.264, MPEG 4 and MJPG simultaneously
- F:1.8; f:4.3mm; CS mount
- LAN 10/100MB Tx
- 3GPP for 3G mobile remote application
- Featured 2-way audio

OVMH7000

Solar Power RF Keypad



Solar powered keypad for standalone operation, Ideal for access control, automatic devices, parking management and alarm. Works with 2 way RF receiver RT245

RX SOLAR

P  **R**  **D** **O** **X**[®]
S E C U R I T Y S Y S T E M S

Analogue PIR



Features

- Immune to animals weighing up to 18kg (40lbs)
- 11m x 11m (35ft x 35ft) and up to 15m (50ft) for center beams with 88.5° viewing angle
- Extremely high EMI and RFI rejection
- Patented Auto Pulse Signal Processing
- Automatic Temperature Compensation
- Metal shield maximizes protection from EMI and RFI signals



PZ55476PET

Glassbreak Detector



Features

- Remote test when used with Test Trek V2
- Full audio and infrasonic spectrum analysis
- 7 frequency digital filters, digital amplifier gain and frequency fluctuation assessment
- Impact and shock wave analysis
- Adjustable sensitivity: covers up to 9m (30ft) when set to high and up to 4.5m (15ft) when set to low

PZ55457

360° Ceiling Mounted Digital Motion Detector



Features

- Two operational modes (addressable for the Digiplex and Digiplex EVO series or conventional relay operation)
- Dual opposed element sensor
- Digital Detection
- 7m x 6m (24ft x 20ft) at 2.4m (8ft)
- 11m x 6m (35ft x 20ft) at 3.7m (12ft)

PZ55DG467

Test Trek



Features

- Toggle test mode remotely
- Use with DG457 and 457 to test the modules

PZ55459

Outdoor High-Security Digital Motion Detector



Features

- Impact and temperature resistant casing (-35°C to 50°C / -31°F to 122°F)
- Patented Digital Motion Detection
- Dual Optical Filtering System
- UV protected lens
- Dual optics (2 dual opposed element sensors)
- Multi-level sensitivity adjustment



PZ55DG85W

High-Security Digital Motion Detector



Features

- Dual optics (2 dual opposed element sensors)
- Provides superior pet immunity using a patented combination of advanced optics and digital processing technologies
- Immune to pets weighing up to 40kg (90lbs)
- Digital Dual Opposed Detection
- 11m (35ft) X 11m (35ft); 90° viewing angle



PZ55DG75

Dual Element Digital Motion Detector



Features

- Dual element sensor
- 12m (40ft) X 12m (40ft); 110° viewing angle
- Auto pulse signal processing
- Automatic compensation for temperature

PZ55DG55



Quad Element Digital Motion Detector



Features

- Digital Dual Opposed Detection
- Interlock Sensor Geometry
- Quad element sensor
- 12m (40ft) X 12m (40ft); 110° viewing angle

PZ55DG65



P R D O X[®] S E C U R I T Y S Y S T E M S

IP Module



Features

- Control and monitor a control panel through an IP network (LAN/WAN/Internet)
- Compatible with SP series (V2.10 or higher), MG5000/MG5050 (V2.10 or higher) and EVO control panels
- Use NEware or WinLoad to access your system through the Internet
- Receive notification of system alarms via email
- Arm/disarm individual partitions via web browser
- View live status of all zones and partitions (i.e. open/close, arm/disarm, troubles and alarms) via web browser

PZ55IP100

Hand-Held Plug-in USB Memory Key



Features

- Includes USB connector to download or upload system programming to or from a PC with WinLoad V4.0 or higher
- Lock switch to prevent accidental loss of data
- LED status indication
- Download or upload control panel/console programming within seconds
- Connect directly to memory connector on the control panel/console
- No need for a telephone line, PC or any other peripheral device

PZ55PMC5

Management Software (Access Control Edition)



Features

- Now supports internet (TCP/IP) communication. Requires IP100 internet module.
- Program access codes and settings of all users in a EVO48 or EVO192 system
- Live system monitoring (view system and zone status and troubles) without interrupting central station communication or system operation
- Arm/disarm, bypass zones and control PGMs
- Search, sort and filter saved system events

PZ55NEWACC

RS-485/RS-232 Converter Kit



Features

- Incorporates a USB port and a serial port (DB-9)
- Enables control panel to communicate with a PC at 300m (1000ft)
- Connect from the control panel's serial port connector to PC's serial port (DB-9) or USB port
- 38.4k or 57.6 baud communication (EVO)

PZ55CV4USB

GPRS Communicator Module



Features

- Compatibility : EVO48 / EVO192 (V2.02) and K641 / K641R (V1.51), SP (V3.42) and K32LCD (V1.22) and MG Series (V4.0)
- GPRS Reporting : Report system events to the IPR512 Paradox IP Monitoring Receiver via GPRS.
- Upload/Download via GPRS : Upload/download with WinLoad or NEware via a GPRS connection. GPRS allows internet communications through a GSM (cell phone) network at data rates of up to 38.8Kbit/s.
- Firmware Upgrade via GPRS : The PCS200 or control panel firmware can be upgraded remotely via GPRS or directly on-site.
- Report via text messages (SMS) : Select which event groups will send SMS messages to up to 16 cell phones. Each text message contains event description, site name, date, time and any associated labels, such as area, zone and serial number. Event descriptions are pre-defined in the PCS200 module and are available in multiple languages (installer selectable).
- Control panel communication supervision : The PCS200 will report to the monitoring station should there be a loss of communication with the control panel.
- Simple installation : The PCS200 can be installed with a simple 4-wire serial connection up to 2m (8ft) from the panel. The module antenna can be installed up to 18m (60ft) from the module using optional antenna cable extensions depending on the local signal strength.

PZ55PCS200

*SIM card and service fee not included

P **▲** **R** **▲** **D** **O** **X**[®]
S E C U R I T Y S Y S T E M S

Analogue Wireless PIR



Features

- Immune to animals weighing up to 18kg (40lb)
- 11m x 11m (35ft x 35ft)
- Alive software (alarm LED continues to display when PIR is in energy save mode without compromising battery life)
- 3-minute energy save mode after two detections within a five-minute period

PZ55PMD1P

Digital Dual-Optic Wireless PIR



Features

- Immune to animals weighing up to 40kg (90lb)
- Digital Dual Opposed Detection
- Digital Shield algorithm with adjustable sensitivity
- Single or Dual Edge Processing
- 11m x 11m (35ft x 35ft) with 90° viewing angle
- 3-minute energy save mode after two detections within a five-minute period

PZ55PMD75

2-Zone Wireless Door Contact



Features

- 2-zone capabilities where each zone is independent and has its own serial number
- Zone 1 - One high-sensitivity reed switch (magnet included)
- Zone 2 - Universal transmitter input (N.O./N.C.)
- Low battery and signal transmission LED
- Anti-tamper switch
- Dimensions: 11.2cm x 3.2cm x 2.5cm (4.4in x 1.3in x 1in)

PZ55DCTXP2

Ultra-Small Wireless Contact



Features

- One high-sensitivity reed switch (magnet included)
- Wireless range in a typical residential environment:
20m (65ft) with MG6130 / MG6160
40m (130ft) with MG5000 / MG5050 / MG-RTX3 / RX1
- Dimensions: 4.4cm x 3.0cm x 1.9cm (1.7in x 1.2in x 0.75in)

PZ55DCT2

EVERday Smoke Detector



Features

- One high-sensitivity photoelectric smoke sensor
- Built-in piezo
- Wireless range in a typical residential environment:
30m (100ft) with MG6130 / MG6160
60m (200ft) with MG5000 / MG5050 / MG-RTX3 / RX1

GT55SD738

Magellan 2-Way Remote Control



Features

- Supports StayD (Version 2.0 or higher)
- Built-in transceiver 433MHz
- Displays system status using visual (LED) and auditory feedback
- Press the Status button at any time to receive the system status
- Perform up to 6 different actions per remote

PZ55REM2

Wireless Expansion Module



Features

- 32 wireless zones and 8 or more remote controls (activates on-board PGMs)
- Functions with all Magellan wireless devices (see page 11 to 14) except MG-2WPGM, MG-REM2, REM3, MG-RPT1 and wireless keypads
- Use with a PX8 to activate hardwired outputs
- In-field firmware upgradeable via a 307USB and WinLoad
- 3 PGM output and 1 optional output
- Program with an Esprit 636 or 646 keypad
- Available in 433MHz or 868MHz

PZ55RTX3

Direct Connect Interface



Features

- Incorporates a USB port and a serial port (DB-9)
- Enables control panel to communicate with a PC at 60m (200ft)
- Connect from the control panel's serial port connector to a PC's serial (DB-9) or USB port
- Includes 3 LED status indicators (PC, Panel and RX/TX)
- Communication speed: 57.6k baud (Magellan), 38.4k baud (EVO), 19.2k baud (DGP-848), 9.6k baud (MG series and Spectra SP series)

PZ55307USB

P R D O X[®]
S E C U R I T Y S Y S T E M S

MG5050 Magellan 32-Zone Wireless Transceiver Control Panel



***Pick your Keypad
 French or English
 Horizontal or Vertical**

Features

- Built-in transceiver 433MHz
- 32 zones (any of which can be wireless)
- 5 on-board hardwired zone inputs (10 with ATZ)
- 32 users and 32 remote controls (one per user)
- 2 partitions
- 4-wire communication bus (connect up to 15 keypads)
- Supports up to 4 MG32LRF wireless keypads
- Supports up to 2 MG-RPT1 wireless repeaters
- 4 on-board PGMs
- Menu-driven programming for the Installer, Master and Maintenance codes
- Calendar with Daylight savings Time
- RF Jamming Supervision
- 9.6k baud communication with WinLoad
- 256 events buffered

Kit contains

PZ55MG50501R	Control panel
PZ55K10	Keypad*
PZ55PMD1P	PIR
PZ55DCTXP2	Door contact

Included accessories

MX55SETULNH	CA38A / 2' wire
SJ551245	Battery
IC554016P	Transformer
CW55SS36	Siren

SP6000 8- to 32-Zone Control Panel



***Pick your Keypad
 French or English
 Horizontal or Vertical**

Features

- Supports StayD mode
- 4-wire expansion bus
- Expandable to 32 zones: 8 zone inputs or 16 with zone doubling
- Expandable to 16 PGMs: 4 on-board PGMs and 1 alarm relay
- 2 Partitions
- 32 User Codes
- Switching power supply: 1.5A
- In-field firmware upgradeable via a 307USB and WinLoad
- Menu-driven programming for the Installer, Master and Maintenance codes
- Automatic Daylight Savings Time feature
- Push button software reset (reset to default values and restart)
- Direct connect at 9.6k baud with WinLoad
- 256 events buffered
- Metal box 8 x 10 x 3 in

Kit contains

PZ55SP6000	Control panel
PZ55K10	Keypad*
PZ55476PET	PIR

Included accessories

MX55SETULNH	CA38A / 2' wire
SJ551245	Battery
IC554016P	Transformer
CW55SS36	Siren

EVO48 48-Zone Control Panel Kit



Features

- 8 on-board zones (16 w/ zone doubling) expandable to 48 zones via 4-wire combus
- Built-in access control features
- Compatible with NEware
- Automatic Daylight Savings Time feature
- PGM1 can be used as a 2-wire smoke input
- Supports up to 127 expansion bus modules

Kit contains

PZ55EVO48E41	Control panel
SJ551270	Battery
IC554016P	Transformer
MX55SETULNH	CA38A / 2' wire

- 96 user codes, 4 partitions, 1024 events buffered
- Push button software reset (reset to default values and restart)
- The EVO series share the same programming for easy panel substitution

EVO192 192-Zone Control Panel Kit



Features

- 8 on-board zones (16 w/ zone doubling) expandable to 192 zones via 4-wire combus
- Built-in access control features
- Compatible with NEware
- Automatic Daylight Savings Time feature
- 5 on-board solid-state PGM outputs, negative or positive triggering
- PGM1 can be used as a 2-wire smoke input

Kit contains

PZ55EVO192E41	Control panel
SJ551270	Battery
IC554016P	Transformer
MX55SETULNH	CA38A / 2' wire

- Supports up to 254 expansion bus modules
- 999 user codes, 8 partitions, 2048 events buffered
- Push button to activate or deactivate the Auxiliary output
- The EVO series share the same programming for easy panel substitution

ACM12 4-Wire Access Control Module Kit



Features

- Connections for 1 door (card reader, REX, door contact and lock output)
- Connect only 4 wires between the reader and DGP-ACM11 module when using a DGP-R910 or a DGP-R915 reader
- Automatic unlocking schedule
- Door Left Open and Door Forced Open options
- Door unlock and extended delay timers

Kit contains

PZ55PACM12	Module
SJ551245	Battery
IC554016P	Transformer
PZ55R910	proximity reader

- Arm with card and pin with the DGP-R915
- Unlock Door On Fire Alarm option
- Built-in 1.5A switching power supply (supervised only if used)
- Supports 4-wire and 26-bit Wiegand card readers

P R SECURITY

D O X[®] SYSTEMS

REM15 - Magellan Remote Control



Features

- Water resistant
- Slim, ergonomic design
- Perform up to 5 different actions
- Wireless range in a typical residential environment:
 - 30 m (100 ft.) RX1
 - 45 m (150 ft.) with MG5000/MG5050
 - 60 m (200 ft.) with RTX3, MG-RCV3

PZ55REM15



RM3 - Hand-Held Two-Way Remote Keypad



Features

- Compatible with MG5000, MG5050 and Spectra SP series V3.00 (or higher) and RTX3 V1.31 (or higher)
- System Status Memory
- Configure which partitions the REM3 arms/disarms
- Built-In Transceiver: 433MHz
- Control up to 6 PGMs and/or generate panics
- Provides visual and auditory feedback of system status
- Press the Status button to receive system status
- Compact, water-resistant design

PZ55REM3

PCS300 - Universal IP Reporting Module



Features

- Option: Report events via IP, GPRS, and/or GSM (GPRS/GSM requires GPRS12 plug-in module)
- Report in conjunction with landline or as a backup
- Module configuration and status via the PCS300 Web Interface
- Supports standard GSM provider SIM cards
- Report via SMS (up to 8 cell phone numbers)
- 256-bit (AES) encryption for GPRS/IP reporting and Web Interface

PZ55PCS300

RX1 - Wireless Receiver

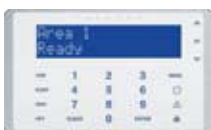


Features

- Compatible with SP Series control panels (V4.54 and higher)
- 32 wireless zones (SP Series only)
- Maximum number of remote controls: 32
- Remote control compatibility: REM1, RAC1, REM15
- Transmitter compatibility: DCT10, DCTXP2, DCT2, PMD1P, PMD75, PMD85, SD738 (SP only)
- Remote REM1 included

PZ55RX1

K656 - Touch Sense Keypad



Features

- Touch Sense keys with LED backlighting
- Simplified end-user remote control programming
- 32-character blue LCD screen
- 1 addressable zone input and 1 PGM output
- Independently set chime zones
- One-touch action buttons
- Adjustable backlight, contrast, and scroll speed

PZ55K656



GS250 - Gpower Wireless Multi-axis Detector



Features

- Three-axis (X, Y, and Z axis) accelerometer detection
- Adjustable sensitivity for any installation (additional grace period of up to four seconds can be added):
 - Short movement (High-security) = 1 to 3-seconds
 - Long movement (Standard-security) = 3 to 5-seconds
- Long battery life (2 years with two detections per week)
- Available in 433 MHz
- Dual-tamper detection for removal or opening of the device

PZ55GS250


TM4 - Touch Interface Module

Features

- 4.3-inch widescreen colour display
- Compatible with EVO V2.16 or higher
- External SD media card slot for uploading custom themes and sounds, photos for use with the slide show function
- Built-in sensors for indoor temperature and humidity levels
- 1 zone/temperature input
- Clean screen mode: locks screen for easy cleaning
- Available in 3 colours



PZ55TM4

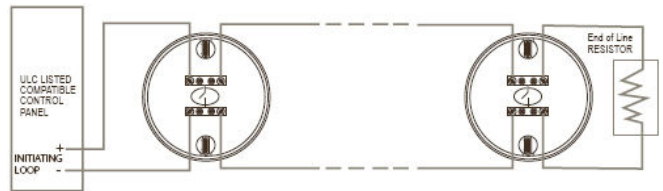


Heat Detector

NA55DC245

Features

- Reliable Bimetal thermostat design
- Brass contacts
- Fixed Temperature of 135°F
- Self-restoring
- Simple installation
- Low profile design
- Mounting hardware and tab covers included
- 2 wires, duplicate terminals



Temperature Monitor

NA55T200

Features

- Includes built-in temperature sensor -20°C to 45°C (-4°F to 113°F)
- Separate "HI" and "LO" set points
- Real-time clock
- Records highest and lowest temperatures for eight days
- Programming retained in memory if power is lost
- Displays in °C or °F
- Run temperature probe up to 500' from control console
- Temperature offset adjustment
- Defrost cycle timer - adjustable delay, 0 to 99 minutes
- "HI" or "LO" messages appear in LCD display and the temperature reading flashes during an alarm condition

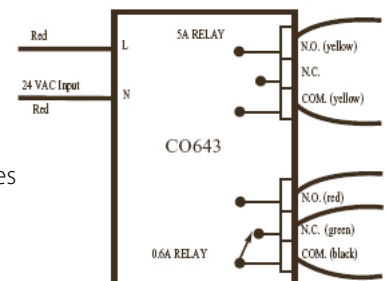


Commercial Carbon Monoxide (CO) Monitor

NA55CO643

Features

- Long sensor life - proven semi-conductor technology
- Calibrated to carbon monoxide - specific
- Preset alarm levels, no adjustment required
- Unit is self-monitoring against system failures
- 3 status indicators
- Reset button to acknowledge and shut off alarm for 15 minutes
- Distinct 85dB alarm
- System Test Feature
- Will monitor an area of up to 5,000 sq. ft.



Still The Only Outdoor Motion Sensors That Really Work!

PIRAMID
Passive InfraRed And
Microwave Intruder Detector

**Designed And Engineered
For Dependable Outdoor Use.**



Water Utilities



*LT-Direction Control
Protects Ladders and Towers*



SDI-77XL2-ABC



Event Driven Video



Lumber Yards



Bridges




Chemical Storage



Utility Substations



Auto Dealerships



EX - Explosion Proof

PROTECH's experience and proprietary "Stereo Doppler" Microwave Technology are the keys to false-alarm-free performance. Since 1993 PROTECH has been constantly improving and perfecting the PIRAMID outdoor sensor. Our third generation PIRAMID sensors offer enhanced bird immunity and a new unbelievably effective digital signal processing circuit.

Plain and simple, PIR and conventional dual technology motion sensors do not work outdoors without false alarms! Therefore, if false-alarm-free performance is important, there is only one choice—

PROTECH!

PROTECTS:

- Fenced Areas
- Rooftops
- Specific Assets
- Strategic Areas

IGNORES:

- Blowing Debris
- Inclement Weather
- Moving Foliage
- Birds & Small Animals

ProTech

Protection Technologies Incorporated

One stop shopping

LES ENTREPRISES

PST



**NOW THAT YOU'VE LOCKED YOUR DOORS,
HERE IS HOW TO SECURE YOUR WINDOWS.**

SECURITY FILM

Invisible and Esthetical Security

- ◇ Protection against theft or attack through windows
- ◇ Protection against injury from flying glass in explosions, storms, hurricane, vandalism, etc..
- ◇ Eliminates 99% of U.V. rays
- ◇ Protection against "Molotov Cocktails"
- ◇ Energy savings in summer and winter
- ◇ Solar and decorative security films also available






Universal 6 series

Features

- Includes 3 faceplates • 04, 14, 08
- 1/4" Horizontal adjustment
- Accommodates 3/4" (S-Standard Profile) or 5/8" (L-Low Profile) latch projection
- Stainless steel faceplate
- Modular design
- Non-handed
- Field selectable voltage input • accommodates 12 or 24VDC and 12 to 24VAC (even 16VAC) in one strike!
- Field selectable lock mode • choose fail locked or fail unlocked with the turn of a dial (Fail unlocked mode requires DC)
- Modular "plug-in" wire connectors for fast hook-up
- Modular faceplate designs for a variety of frame types and cut outs



RF55L65U • Low Profile
RF55S65U • Standard Profile

Includes 3 faceplates
04 – 1-1/4" x 4-7/8" ANSI Round Corner (Aluminum or Wood Frames)
14 – 1-1/4" x 4-7/8" ANSI Square Corner (Hollow Metal or Wood Frames)
08 – 1-7/16" x 7-15/16" Round Corner (Aluminum or Wood Frames)

Power distribution device

Features

- Box size: 14"H x 14"W x 4"D
- 12VDC – 5 Amp
- 24VDC – 3 Amp
- External AC power indicator
- Filtered and regulated DC output
- Short circuit protection
- Modular options
- Auto Sensing AC Input (90-250 VAC)
- Electrical outlet built-in enclosure (110 VAC)
- Fire panel interface with switching output
- Field selectable voltage 12VDC-5AMP or 24VDC-3AMP
- Jumper selectable auto or manual reset on PDD-FT model only
- Low battery monitor and AC fail output relay
- Drop down lid can be used for a work surface
- "End of line" resistor supervision on fire interface
- Selectable ground fault detection on fire interface
- Multi panel interconnect-fire disconnect
- Limited Lifetime Warranty



RF55105PDDFT

Fire label electric strike

Features

- 1-1/4" x 4-7/8" (31.8mm x 123.8mm)
- Use with narrowline cylindrical or centerline mortise locks and mortise exit devices
- For aluminum frames
- Fire-labeled
- UL 10C (1-1/2 hr.)
- 12 or 24VAC/DC
- Accommodates 3/4" latch projection
- Non-handed
- Stainless steel faceplate
- Modular design
- Deadlocking ensured
- 3-year Limited warranty



RF55F410432 (12V AC/DC)
RF55F411408 (24V AC/DC)

Electric strike for exit device

Features

- Accommodates various rim exit device with Pullman latch projections (from 1/2" to 3/4")
- The 1-5/8" deep electrical insert* may be horizontally adjusted after final installation to correct door misalignments without altering the original faceplate location
- AC or DC input acceptable to all models
- Fully reversible for left or right-hand doors
- Brushed Stainless Steel finish
- * A minimum frame depth of 1-5/8" for surface-mounted installations

RF5516105 • 12V
RF551610828 • 24V



Rating



All RCI products are cUL rated

Electromagnetic Locks

Features

- Brushed Anodized Aluminum
- Adjustable keyhole mounting bracket
- Built-in time delay (instant release with adjustable relock, programmable from 0-110 seconds)
- Field selectable voltage – 12/24VDC
- Convenient plug-in wiring terminals
- Easy-access wiring cavity
- MOV surge protection
- No residual magnetism
- Low energy consumption
- Hardened steel armature nut
- Self-drilling tek™ fasteners



RF558310

RF558310DSS

DSS • Door Status Sensor

RF558310SCS

SCS • Security Condition Sensor

These hard-working multi-purpose electromagnetic locks enhance building security and install quickly. Several standard features make these magnets the “workhorse” of the industry.

The adjustable mounting bracket has been enhanced with keyhole mounting to support the magnet’s weight during initial installation, freeing the installer’s hands to affix the magnet mounting screws. The removable cavity cover offers quick, easy access to wiring.

Battery Powered Cabinet Lock with Access Control

Features

- Ideal for cabinets, drawer, carts and other enclosures where power is not available
- 180lbs (82kgs) holding force
- Integral battery • up to 3 years or 350,000 operations between battery changes
- Low Battery warning LED remains for 50,000 operations
- iButton® key access control (up to 160 Users)
- Simplified key management makes programming easy
- 6V cell alkaline battery
- Fail locked



RF553511

Delayed egress with external sounder

Features

- All-in-One delayed egress system
- Built in “sensor” detects when pressure is applied to outward swinging doors
- 15 second release delay with field selectable 0 to 3 second nuisance delay
- Unique highly visible “Red/Green” light panel indicates status of door
- Available with built-in sounder, voice and CCTV monitoring combinations
- Camera comes with BNC and RCA video outputs
- Includes 960 Keyswitch for reset and override, 15 second Building Code Sign; base unit includes external sounder
- Built-in Security Condition Sensor (SCS) feature indicates that the door is closed and bonded
- Dry contact SPDT and DPDT relays provided for local and/or remote monitoring
- Auto sensing voltage from 12 to 30 VDC
- Up to 1200lbs (540kg) holding force
- Standard MultiMag® features included



RF55DE8310

Dimensions For Single Outswinging perimeter doors

Base: 2-1/8”D x 2-7/8”H x 10-13/16”L (54mm x 73mm x 275mm)

Sound/Voice: 2-1/8”D x 2-7/8”H x 11-3/4”L (54mm x 73mm x 299mm)

Camera/Voice: 2-1/8”D x 2-7/8”H x 14”L (54mm x 73mm x 355mm)

Camera/Sounder: 2-1/8”D x 2-7/8”H x 14”L (54mm x 73mm x 355mm)

Includes 1/4” (6mm) mounting bracket

All-in-One Illuminated Pushbutton

Features

- Large 2” square illuminated pushbutton
- Available in long life incandescent (972-i) or LED (972-L) bulbs (Specify when ordering)
- SPDT 10 Amp Contacts
- 12 and 24 VDC bulbs included
- Includes 2 messages and a handicap symbol (in English and Spanish or French)
- Includes 3 coloured lenses (Green, Red, Clear)
- Push To Exit, Exit messages and Handicap Symbol included



RF34972IEFMO

Label Printer & Replacement Cartridges



RN55RH3000

Features

- Text hot keys (over 100 pre-programmed components and 50 locations) speed you through frequently-used locations and equipment
- Large library of symbols for common audio/video, home entertainment, voice/data and other uses
- Flag key prints two-sided labels for cables and wires with a single touch
- Fixed length key automatically centers and prints to your specs
- Prints up to two lines in four font sizes – horizontally and vertically
- Prints italics, underline and boxed text
- Large, backlit 13-character display

RHINO

DYMO



RN55RH6000

Features

- Over 250 easy-to-find, pre-programmed industry terms and symbols for saving time and standardizing labeling jobs.
- Stores 1000+ custom labels, including industry terms, graphics, logos and symbols, for on-demand printing at worksites.
- Intuitive graphical interface lets you create, edit and preview multiple labels on our largest backlit LCD display
- Quick-charge lithium-ion rechargeable battery and on-screen battery life indicator ensures your RHINO 6000 is ready when you are
- Accepts 1/4", 3/8", 1/2", 3/4" and 1" RHINO labels
- Works with Rhino Connect™ Software (sold separately) to provide PC connectivity
- Combined with Rhino Connect™ software, you can:
 - Upload / download label files for in-the field and on-demand printing
 - Insert customized graphics, logos, symbols and industry terms
 - Import data from any Windows®-based program
 - Create labels using the integrated step-by-step wizard
 - Print labels directly from Rhino Connect™ Software



RN55RH5000

Features

- Advanced wrap function automatically selects the right label size and the largest text size, based on cable size or wire gauge
- Quick-Access Symbols key for common datacomm and electrical symbols, including: ohm, ground, phone, data and fax
- Separate Save and Recall buttons save time
- Fixed length key automatically centers and prints to your specs
- Prints five text sizes
- Large, backlit 13-character display
- Battery life indicator
- Automatic shut-off extends battery life



RN55RH101

Features

- Large window for easy writing and viewing
- Integrated belt clip and lanyard hook makes it accessible at all times
- Built-in cutter allows for simple, one-handed operation
- Includes Sharpie® retractable fine point permanent marker – no cap to remove or lose
- Ergonomic design is compact and lightweight
- Prints on 3/4" wide self-laminating vinyl and continuous flexible nylon (described below)

SL Self-Laminating Vinyl 3/4 x 1.5



Specially formulated for dependable performance on wire and cable. With a large white write-on area that accepts permanent marker, it provides additional protection with a clear tail that wraps around and laminates over your handwritten text. Resistant to abrasion, chemicals and moisture, these die-cut labels allow for easy peeling from the liner.

RN55101SL

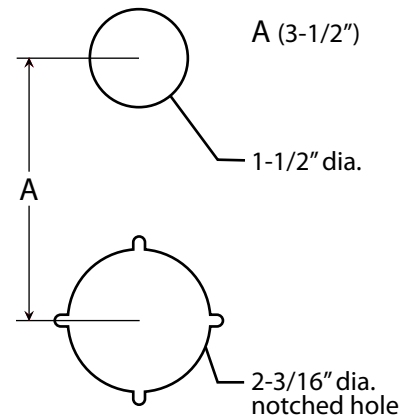
Continuous Flexible Nylon 3/4"



Designed to adhere to a variety of surfaces (smooth, curved, textured and highly textured). With a large white continuous write-on area that accepts permanent marker, this versatile material is resistant to heat, solvents, UV and moisture. Features an easy-to-peel split-back liner

RN55101FN

Royal Arch Inc.
 "Where the Difference Counts!"




APA code	Manuf. code	Type	Door thickness	Backset	Height	Width
KT581B32	9P17SS27	Lock & passage	1-3/4"		9"	
KT581E32	9P13SS27	Lock & passage	1-3/8"		9"	
KT584A32	4P17SS27	Lock & passage	1-3/4"	2-3/4"	4-1/2"	4-5/16"
KT585A32	4D17SS27	Dead bolt	1-3/4"		4-1/2"	
KT586A32	9P35D17SS27	Combination	1-3/4"		9"	

Other models & finishes available

SECO-LARM®

Power Supply for CCTV

The ENFORCER CCTV is used as a centralized power output for CCTV cameras and accessories. The power input, power transformer, and all fused power outputs are enclosed in one heavy-duty, easy-to-install enclosure.



Features

- Each output individually fused (PTC** type fuses)
- Output fuses rated 1.1 Amps @ 250VAC
- Individual red status indicator LED for each output
- Main power switch to turn on/off power to outputs

Power

- 110VAC, 60Hz
- UL-approved power transformer
- Main fuse rated 5.0 Amps @ 250VAC
- Spare fuse included
- 6-foot power cord included

Enclosure

- Heavy-duty steel case to protect the power connections
- Removable steel cover for easy access to power connections
- Ventilation holes to prevent heat build-up
- Knock-out on the cover for optional cam lock
- AC terminal block for easy connection from transformer to 6-foot power cord

Models	Voltage	Amps	Outputs	Dimensions
SL55124D2P4	12*VDC	2	4	10" x 7-1/4" x 3-1/2"
SL55124D4P9	12*VDC	4	9	10" x 7-1/4" x 3-1/2"
SL55124D6P16	12*VDC	6	16	12" x 12" x 3-1/2"
SL55EVP124816	24VAC	8	16	10" x 7-1/4" x 3-1/2"

* Output voltage adjustable with potentiometer to compensate for voltage drop (12.0~15.1VDC)



0.5A Power Supply



SL55STUV12S05Q

Features

- 6-foot cord with 2.1mm plug
- Low power consumption
- Regulated at 0.5 A
- Stabilized 12VDC output
- Universal 110VAC input

Save Space On Your Power Strip with a New Horizontal Plug

2.0A Power Supply



SL55STUV12S20Q

Features

- 6-foot cord with 2.1mm plug
- Low power consumption
- Regulated at 2.0 A
- Stabilized 12VDC output
- Universal 110VAC input

ENFORCER® Electric Deadbolt



SL55SD997B

Features

- Fail-safe operation (unlocks if power is lost)
- Door open/close monitor (NO/C/NC)
- Adjustable door lock delay timer (0, 2.5, 5, or 9 seconds)
- Control wire allows release without cutting units power
- Power . 12VDC, 900mA on activation, 360mA on standby

80 lb Mini Electromagnetic Lock



SL55E94180

Features

- Miniature Size: 2 3/4" x 3/4" x 1"
- For spaces where small size is required
- Dual voltage: 12 or 24 VDC
- No residual magnetism
- Detachable mounting bracket
- MOV surge protection
- Mounting hardware included

600 lb Electromagnetic Lock



SL55E941600

Features

- 600 lb. of holding force
- 12 or 24VDC (selectable)
- No residual magnetism
- Adjustable mounting bracket
- Complete mounting hardware for typical installations.
- "L" bracket and "Z" brackets available for easy mounting
- Detachable faceplate

1200 lb Electromagnetic Lock



SL55E9411200

Features


- 1200lb. of holding force
- 12 or 24VDC (selectable)
- No residual magnetism
- Adjustable mounting bracket
- Complete mounting hardware for typical installations
- "L" bracket and "Z" brackets available for easy mounting
- Detachable faceplate

SECO-LARM®

Power supply

Features

- Switch selectable DC voltage output.
- Regulated and filtered output voltage.
- Short circuit protection.
- Thermal protection and compensation.
- Built-in backup battery charger.
- Switches to backup battery automatically in case of power loss.
- Fused protection for battery charger.
- 2 LEDs to indicate AC power input and DC power output status.
- Compatible with lead acid or gel-type rechargeable battery.



SL55ST120615	ST-1206-1.5A	6/12V 1.5A
SL55ST240610	ST-2406-10A	6/12/24V 9A
SL55ST24062	ST-2406-2A	6/24V 2A
SL55ST24063	ST-2406-3A	6/24V 3A
SL55ST24065	ST-2406-5A	6/24V 5A
SL55ST24067	ST2406-7A	7AMP

The ENFORCER™ "No Touch"



SL55SD927PKC

Features

- Voltage 12VDC
- Current Draw 40mA @ 12VDC
- Form "C" Relay NO/NC/COM
- Switching capacity 3A@24VDC
- Response Time 10mS
- LEDs Standby Green Red
- Output Time 0.5 Sec. or as long as unit is triggered
- Detection up to 4" (10cm)

ENFORCER™ Key Pad



SL55SK1011SQ



SL55SK1131SQ

Backlit keyboard

Features

- Duress output after multiple unsuccessful attempts to key in code
- Door-forced-open or propped-open after the programmed open time, Keypad beeps continuously
- Can trigger an optional alarm control panel
- Program to relock an open door when the programmed relock time expires or immediately after the door is closed
- 3 Outputs: main relay, aux. relay, transistor ground output
- Code lockout after multiple unsuccessful attempts to key in the code
- Stainless-steel face
- Relay output inhibit control (programmable)
- Power -- 12/24 VAC/VDC

Photobeam Detectors



Features

- Twin infrared beams provide reliable perimeter security, minimizing false alarms from falling leaves, birds, etc.
- Lensed optics reinforce beam strength & provide excellent immunity to false alarms due to rain, snow, mist, etc.
- Weatherproof, sunlight-filtering case for indoor & outdoor use
- Anti-frost system so that beam functions even in extreme conditions
- Automatic input power filtering with special noise rejection circuitry
- N.C./N.O. alarm output
- N.C. tamper circuit included
- Non-polarized power inputs
- Interruption time adjustable for nearly all situations

SL55E960D90

90 ft. (30m) outdoors, 90 ft. (60m) indoors

SL55E960D190

190 ft. (60m) outdoors, 390 ft. (120m) indoors

Dummy IR Camera



SL55VD10PL

For deterring crime at home, in an office, a parking lot, and around playgrounds. IR LEDs turn on automatically in the dark and turn off in light. Requires optional power adapter for LEDs.

5-in-1 Multi-Purpose Tester



Features

- Selectable 500mA or 1A load
- DC jack input
- LEDs indicate test results.
- Tests: voltage, battery load, voltage drop, polarity, PTC fuse
- Voltage: 5 ~ 12VDC
- Max Charge: 0.5 / 1 A (switch selectable)
- Passive

SL55STBT01Q



SELECT HINGES™

SELECT Products Limited


Aluminum geared continuous hinges



SL57
1/16" door inset, center pivot. Fits narrow (7/8") frame face. Tamper-resistant, removable door leaf cover.



FULL SURFACE
Surface mount on face of existing or new door and frame. For retrofit or new construction.




	Finish	Length
SD51SL57	Aluminum	83"
SD51SL57HD	Aluminum	83"
SD51SL5795	Aluminum	95"
SD51SL57BR	Bronze	83"
SD51SL57HDBR	Bronze	83"
SD51SL57BR95	Bronze	95"

SL57HD = Heavy Duty



SL11
Flush mounted (no door inset). Alignment stop on each leaf.

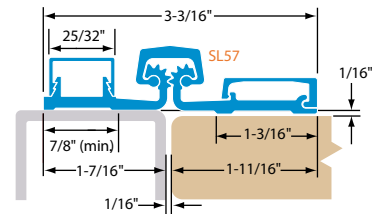



CONCEALED
Concealed surface mount. No mortising required. For new construction or renovation. Requires 5/16" clearance at hinge side between door and frame.



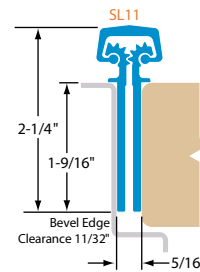
	Finish	Length
SD51SL11	Aluminum	83"
SD51SL1195	Aluminum	95"
SD51SL11HD83C	Aluminum	83"
SD51SL11CH95	Aluminum	95"
SD51SL11BR83	Bronze	83"
SD51SL11HD83BR	Bronze	83"

SL11HD = Heavy Duty



Features

- Pair-Matched™ hinge leaves
- Lifetime lubrication
- 25 million open/close cycles
- Anodized after machining
- Patented 3-HR. fire rating available





Entry Alert® Chime

SF55RC3260

Features

- Quick and easy to install, no wiring needed
- 6VDC alkaline battery included



Exit Stopper® Multifunction Door Alarm

SF556400

Features

- Highly visible "stop sign" design acts as a deterrent
- Sounds a powerful 105 dB warning horn when activated
- In exit alarm mode, can be set to sound for 10 beeps, 30 seconds, 3 minutes or indefinitely (unless disarmed with key supplied or until battery is drained)
- Unit is completely self-contained



Stopper® II without Horn Flush Mount

SF551200R

Features

- STI-1200 is for flush mount pull stations (Surface - see STI-1230)
- UL Listed to U.S. and Canadian safety standards (for standard and custom labeling)
- Polycarbonate rated -40°F to 120°F (-40°C to 49°C).



Wireless Chime - Doorbell button

SF55RC3250

Features

- Wireless musical entrance chime.
- 32 individual privacy codes to protect against outside interference.
- Two 3-volt lithium batteries included.
- Operates up to 250 feet



Fire Extinguisher Theft Stopper®

SF556200

Features

- Highly visible "stop sign" design discourages wrongful use of extinguisher.
- Sounds a powerful 105 dB warning horn when activated
- Mounts easily next to extinguisher.
- Remote powered 12 VDC model available for special applications (STI-6200R).
- Deactivation cable provided for service by authorized personnel.



Wireless Driveway Monitor

SF5533372

Features

- Alerts you when a vehicle is coming up your driveway
- Sensor is solar powered
- Receiver plugs into a standard electrical outlet (indoor use only)
- Operates with a maximum of 1000 feet between sensor and receiver
- When a vehicle activates receiver, there is a five second delay for the unit to reset before the next vehicle will be detected
- Can be set to low or high sensitivity level
- Wireless frequency is 433.8 Mhz



Bopper Stopper®

SF556522

Features

- Protects against vandalism and accidental damage
- Cover is UV-stabilized
- Smaller version of the original Bopper Stopper, yet offers the same excellent protection
- Cover is molded from thick polycarbonate

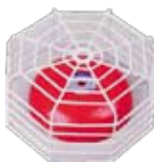


Clock/Bell Damage Stopper®

SF559631

Dimension

- Measures 10.5" diameter by 6" deep.



Motion Detector Damage Stopper®

SF559622

Dimension

- Measures 8.75" x 4.0" x 3.75"



Steel Web Stopper®, Flush Mount



For Mini Smoke Detectors
SF559604

For low Profile Smoke Detectors
SF559601



Features

- Fast and easy installation
- Simple removal for servicing detector

Motion Detector Damage Stopper®

SF559620

Dimension

- Measures 6.25" x 4.0" x 2.25"



Motion Detector Damage Stopper®

SF559619

Features

- Corner Mount





**SYSTEM
SENSOR**



advanced ideas. advanced solutions.sm

SpectrAlert Advance Selectable Output Horn/Strobes

The Selectable Output Horn/Strobe offers a unique combination of unsurpassed performance with a pleasing, low profile aesthetic design. This horn/strobe offers dual voltage in one unit, candela settings of 15, 15/75, 30, 75, 95, 110, 115, 135, 150, 177 and 185cd, up to nine separate horn settings and low current draw.

Wall Mount	Ceiling Mount	Operating Voltage	Candela	Current Draw* @12VDC	Current Draw* @12FWR	Current Draw* @24VDC	Current Draw* @24FWR
P2RA P4RA P2WA P4WA P2RKA P4RKA	PC2WA PC4WA PC2RKA PC4RKA	12/24	15	137 mA	136 mA	79 mA	88 mA
			15/75	147 mA	155 mA	90 mA	97 mA
		24	30	N/A	N/A	107 mA	112 mA
			75	N/A	N/A	176 mA	168 mA
			95	N/A	N/A	194 mA	190 mA
			110	N/A	N/A	212 mA	210 mA
			115	N/A	N/A	218 mA	218 mA



*Horn/Strobe current draws assume the horn is set at temporal-3, high audibility.
Add Suffix '-B' for Bilingual text, '-F' for French text, '-P' for plain 'K' models are weatherproof

2012JA Photoelectric Smoke Detector

System Sensor's Model 2012JA Photoelectric smoke detector is ideal for use on security systems. A normally open alarm contact is provided for monitoring and up to 24 units can be interconnected.

Model No.	Loop Type	Alarm Contact Type	Operating Voltage	Alarm Current
2012JA	4-wire	Form A Normally Open	12 VDC	20 mA



5600 Series Mechanical Heat Detectors

The 5600 Series mechanical heat detectors offer a low-cost means to protect property against fire and for non-life-safety installations where smoke detectors are inappropriate. To accommodate a broad range of applications, the 5600 Series units are available in a full line of configurations. Single- and dual-circuit models are available with low or high temperature ratings and with fixed temperature or combination fixed temperature/rate-of-rise (ROR) activation.

Single Circuit	Dual Circuit	Identification Method on Exterior	Temperature Rating	Activation Method	Protected Spacing
5601A	5621A	None	135°F (57°C)	Fixed/Rate-of-rise	50 feet by 50 feet
5602A	5622A	Ring	194°F (90°C)	Fixed/Rate-of-rise	50 feet by 50 feet
5603A	5623A	Dot	135°F (57°C)	Fixed temperature	25 feet by 25 feet
5604A	5624A	Ring/Dot	194°F (90°C)	Fixed temperature	25 feet by 25 feet



CO1224A Carbon Monoxide Detector

The CO1224A detector is the industry's first carbon monoxide detector specifically designed for system connection. It is designed to maximize profits and minimize installation costs with code compliant features such as a trouble relay that sends a sensor failure or end-of-life signal to the control panel, and SEMS type terminal Philips-head screws that provide a quick and positive wiring connection while facilitating wiring supervision. The CO1224A unit also features a low current draw, which allows more detectors to be connected to the panel without having to purchase a more expensive panel or extra power supply.

Model No.	Detection Type	Wiring	Operating Voltage	Max. Standby Current	Max. Alarm Current
CO1224A	Electrochemical	4-wire	12/24 VDC	20mA	40mA



The Pill



TA55PILLW

- Centered leads



TANE ALARM PRODUCTS



"We Contact The World"®

Tane Alarm has been offering UL contacts Since 1987. Our contacts are produced in our own factory using highest quality reed switches & magnets insuring the best gaps possible. Tane contacts are UL, CE and RoHs Compliant

Flange mount contact



TA55FM102W

- Side leads
- Gap 1"

Flange mount contact



TA55FM106W

- Centered leads
- Gap 1"

Overhead door contact



TA55MET44WG

- 18" armored cable
- Adjustable "L" bracket

3/8" mini contact



TA55MINI10W

- Only 5/8" long
- Gap 1"

Surface mount contact



TA55SM35W

- Spacers & covers included
- Gap 2"

3/8" Stubby contact



TA55STB10W

- Only 3/4" long
- Gap 1"

Surface mount contact



TA55TANE60W

- Adhesive backing
- Gap 3/4"

Stubby door contact



TA55SD70W

- For steel doors
- Gap 3/4"

Stubby door contact



TA55SD80W

- For steel doors
- Gap 1"

Water sensor



TA55TANEWS1

Dry B connectors



TA55BCD

- Box of 1000

Silicone filled B connectors



TA55BCS

- Box of 1000

Uplink™

A **Numerex** Security Solution



Uplink AnyNET GSM Wireless Alarm Communicator

Features

- Real-time signal delivery in contact ID and SIA formats
- Maximum GSM network coverage in North America
- Fast installation with automated activation
- No on-site programming required
- Automated testing with LED indicators
- Compact and lightweight
- 4 inputs / 2 outputs
- Additional notifications can be sent by email and text message

UP55DIGIANY



Full Data Dial Capture Module for AnyNET

Features

- Works with the Uplink AnyNET to provide full data reporting from any contact ID or SIA-DC-03 reporting alarm panel
- Small, compact unit
- Quick and easy installation
- Redundancy and reliability through Four independent hard-wired zones
- Built-in telephone line monitoring circuit
- Supervised cable connection from the alarm panel
- Modular input and output telco jacks

UP55FD1000



Full Data Wireless Alarm Communicator

Features

- Full alarm/event reporting
- Primary communications
- Perfect for residential and commercial alarm systems
- Meets ul standards for residential burglary and fire
- Real-time signal delivery in contact ID and SIA formats
- Maximum GSM network coverage in North America
- Fast installation with automated activation

UP552550ETL



CDMA Communicator

Features

- CDMA technology for areas without GSM coverage
- Full alarm/event reporting
- Primary or back up communications
- Perfect for residential and commercial alarm systems
- Fast and easy installation
- Web management – secure dealer portal
- Easy installation – no programming required

UP552540



Gain Antenna

Features

- 3-3/4 inch long
- Magnetic base
- 36" wire
- Maximum gain 5 dB
- For DIGIANY

UP55DIGIANT

viscount



Enterphone Axess



VC5550190001

The Enterphone Axess combines rugged design, heavy gauge steel construction and special epoxy coating to create a highly vandal resistant product. A fully-sealed, weather-resistant panel makes the Enterphone Axess an excellent choice for a wide variety of interior and exterior applications.

Key features

- Standard 1000 user capacity
- Personalized security codes for keyless entry
- Integrated 150-name directory
- Non-volatile eeprom memory
- Touch tone or rotary phone compatible
- Remotely programmable
- Built-in postal lock switch
- «In use» light (LED)
- Adjustable volume control
- Up to 16 units on one phone line

Security features

- Muted tones during dialing
- Blocks DTMF tones through microphone once voice path established
- «3 Strikes you're out» feature for tenant security codes and programming codes

Specifications

Dimensions: 12.5" w x 16.5" h x 2.7" d
 Flush Mount Kit: 14.5" w x 18.5" h (Allow 13" x 17" for mounting)
 Power Supply: Class II Transformer 16VAC 20VA

Enterphone Solo



VC55421500

The Enterphone Solo comes with built-in call waiting to allow you to answer the door and return to an outside call. A second door station release can also be connected to the control unit if desired. If someone knocks at the door, instead of pressing the button, you can still communicate by picking up any phone and calling into the door station.

Whole house paging using the Enterphone Solo's second door station port can expand the system to include paging functions. For example, a station mounted in the kitchen can be used to page the phones in other rooms. Up to four stations can be mounted throughout the house to be used this way.

Relay Module for Solo



VC55421300

421-300 Relai

The 421-300 provides a dry contact closure by pressing "*" on any phone to operate door strikes, gate motors, or any electrical device requiring a trigger. One required for each door station.

Mesh™ EXP 24 Apartment Enterphone System




Features

- Accommodates DSL, Cellular, VOIP, and Cable Phone users
- Built-in Intercom Call Waiting
- Distinctive ring for intercom calls
- Does not require users to have regular phone service. A telephone connected to any telephone jack with/without phone service can receive intercom calls
- Does not require rental of a telephone line by management and there are no message unit charges
- Integrated DSL filter
- Accepts any DTMF telephone based input
- Up to 16 panels or guard stations per system

The kit includes

Distribution shelf: VC55503124
 Axess panel: VC5520190001
 Phone link cables (x2): VC55PB1034A15





WatchNET

D I G I T A L V I D E O R E C O R D E R

Embedded 4, 8 & 16 channel DVR HDMI



WN55ES12004RTS - 4 channel
 WN55ES12008RTS - 8 channel
 WN55ES12016RTS - 16 channel

Features

- H.264 compression algorithm ideal for standalone DVR
- D1 Recording
- 4 Channel simultaneous playback supported
- 720p HDMI, BNC, VGA output display
- Graphic User Interface
- Dual Streaming, iPod, BBerry, PDA compatible
- HDD 250GB /500GB / 1TB
- English / French menu

Embedded 4 or 8 & 16 channel DVR HDMI / eSATA



WN55E12004RTS - 4 channel
 WN55E24008RTS - 8 channel
 WN55E48016RTS - 16 channel

Features

- Real-Time Recording on all Channels with Audio
- Integrated Web Server With DVR Management and Search Function
- Remote Audio/Video Monitoring and Search Recordings with Sound
- Full Function Remote Client Software
- Powerful Pentaplex DVR functions, Simultaneous: Live Display, Recording, Playback, Archive and Remote Transmission - iPod, BBerry, PDA compatible
- Backup Video and Audio to CD, DVD or USB Key for Easy Storage
- Network Play Back and Remote Storage
- PTZ Control With Various Protocols and Built in RS232/485 Output

Embedded 32 channel DVR HDMI / eSATA



WN55E96032RTS - 32 channel

Features

- H.264 Compression
- D1 Quality Viewing/Recording Display
- Real time 30 fps / Ch - Recording/Display
- LINUX - Operating System . Audio Recording - 16 channel
- VGA Output - 1, Monitor Outputs - 1, HDMI Output - 1
- Network Enabled, iPod, BBerry, PDA compatible
- Alarm Input per Channel . Alarm Relay Outputs - 6: Pre-Alarm Recording . PTZ Camera Control . Area Masking Function . DDNS/PPPoE Support . FTP Alarm Backup

PCbase 16 or 32 channel DVR



WN55C12016HLR - 16 channel - 120FPS
 WN55C24016HLR - 16 channel - 240FPS
 WN55C24016HS - 16 channel - 240FPS
 WN55C48032HSR - 32 channel - 480FPS

Features

- Various recording modes - 352X240, 704X480.
- Smart object search, panorama, thumbnail display, text and bookmark function.
- Programmable inputs and outputs to integrate with alarm and card access panels
- Built-in web server with search, sound, PTZ control function. Auto reconnect function
- 100 + sites, multi user capability with full DVR control and search.
- Powerful backup function, local /LAN.
- Universal protocol for any POS and ATM machines
- Remote connection from any location
- Warranty: 3 years parts and labor on DVR, 1 year on hard disk



WatchNET

D I G I T A L V I D E O R E C O R D E R



Indoor Dome Camera



WN55XDD550DV

Features

- 550 Tv lines
- 2.8 ~ 11 mm varifocal lens
- 0.0001Lux at F.1.2 (Sens-up*258X)
- **SENSEFIER** Technology
- D-WDR helps to generate clear Identifiable Image when looking at bright outdoor light
- DC 12V

Vandal Proof Dome Camera



WN55XDD550VDV

Features

- 550 Tv lines
- 2.8 ~ 11 mm varifocal lens
- 0.0001Lux at F.1.2 (Sens-up*258X)
- **SENSEFIER** Technology
- D-WDR helps to generate clear Identifiable Image when looking at bright outdoor light
- 24 VAC / DC 12V

Box Camera



WN55XDD550SBC

Features

- 550 Tv lines
- Auto Iris Lens supported (**not included**)
- 0.0001Lux at F.1.2 (Sens-up*258X)
- **SENSEFIER** Technology
- D-WDR helps to generate clear Identifiable Image when looking at bright outdoor light
- 24 VAC / DC 12V

Passive video balun pack




WN55BALUN17

Features

- Video transmission via UTP CAT5 cable
- Full-motion CCTV video at distance up to 2000ft (600m)
- Outstanding interference rejection and transient protection
- No power required

Hardware Compression Cards


4 channels capture card



WN5512004MLLP

- 4 Camera inputs
- 120 fps NTSC
- Mpeg-4 compression hardware
- 4 inputs, 4 output-time controlled alarms

8 channels capture card



WN5524008ML

- 8 Camera inputs
- 30, 60, 120 and 240 fps NTSC
- Mpeg-4 compression hardware
- 4 and 8 inputs, 8 output-time controlled alarms

16 channels capture card



WN5548016HS

- 16 Camera inputs
- 480 fps NTSC
- H.264 (hybrid on board CPU)
- 16 inputs, 4 output-time controlled alarms

WatchNET eNVR



WN55WTE-IP04
WN55WTE-IP08
WN55WTE-IP16

Features

- Watchnet-E NVR Software for Arcont Vision/ Mobotix/ Axis/ Acti/ Sony and Watchnet CC/HC series camera
- The ES DVR can be used as 4, 8 & 16 ch web server for recording
- 1 license is enough per DVR
- Licences are sold in upgradable USB Dongle format

1.3 MegaPixel IP dome camera



WN55HCN-762VD-N

Features

- 1/3 inch SONY progressive scan CCD
- Linux OS embedded
- H.264 or MPEG-4 video compression
- Works with Watchnet E software
- 1 channel audio compression
- Support IE for network preview
- 2.8 ~ 12mm lens



WINLAND™

ENVIRONMENTAL SECURITY®



Environmental Monitoring – 8 zones



WI55EA800

Features

- Simultaneously monitors up to 8 zones (4 hard wired and 4 wireless)
- Data logging transferable via USB memory stick - Event and Alarm History
- Monitor for temperature, humidity, water presence, power failure
- Alarm time delay up to 120 minutes
- 8 zone-specific relays with 1 auxiliary relay
- On-board piezo buzzer

Environmental Monitoring – 2 or 4 zones



WI55EA20012 WI55EA40012

Features

- Simultaneously monitors up to 2 (EA200) or 4 (EA400) zones
- Zone one has integrated temp sensor in console (EA200)
- Monitor for temperature, humidity, water presence
- Alarm time delay up to 120 minutes
- Eight event alarm memory with time and date
- 2 (EA200) or 4 (EA400) zone-specific relays with 1 auxiliary relay

Wireless Sensors (EA800)



WI55EAWTS
Temp. 0°~50°C

WI55EAWHS
Humidity 5~95% RH

WI55EAWMFS
• Available with different hardwired probe

Hardwired Probes & accessories (EA200-12 & AE400-12)



WI55TEMPHS
High temp. probe
32°~302°F
Stainless steel (red)



WI55TEMPULS*
Ultra low temp. probe
-112°~32°F
Stainless steel (white)
*EA800 only



WI55TEMPLS
Low temp. probe
-58°~158°F
Stainless steel (blue)



WI55TEMPPLW
Low temp. probe
-58°~158°F
Water proof (blue)



WI55TEMPHW
High temp. probe
32°~221°F
Water proof (red)



WI55HA3PLUS
Humidity probe
5~95% RH ±5%
12 VDC operation

Water Detection System (WATERBUG)



WI55WB200

Features

- Includes one standard unsupervised surface sensor (W-S-U)
- Accepts up to 6 external sensors 100' (30.48 m)
- Will not alarm for humidity or condensation
- One Form C relay output (N.O./N.C.) for connection to alarm panel, bell or transmitter

Water Bug Sensors

Surface Sensors



WI55WSU
for WB-200

WI55WSS
for EA-200-12,
EA-400-12 or EA800

Under Carpet Sensors



WI55WUCU
for WB-200

WI55WUCS
for EA-200-12,
EA-400-12 or EA800

Powerless Operation for Controlled Climates



WI55TA1

Features

- -34 to +54C economical temperature monitoring
- Single dry contact output
- Connect through N.O. dry contacts to alarm panel or transmitter
- No power required for operation

Powerless Monitoring Solution



WI55PS110

Features

- Plugs into any standard 110 VAC outlet
- Alarm delay of 3-8 minutes to avoid nuisance alarms
- 4.5 m signal cable connects to alarm panel, dialer or transmitter

Powerless Operation for Controlled Climates



WI55TA40

Features

- N.C. dry contacts at temperature above +4 C
- Small size for unobtrusive appearance
- No power required for operation

Driveway Warning System



WI55VAL1













Features

- Activate alarms, doorbells, cameras when vehicle enters driveway
- Two auxiliary Form A relays
- Built-in audible alarm
- Six minute delay allows vehicle to leave without alarm activation
- Excellent for commercial drive-up windows or remote building sites
- Maximum cable run of 2,500' (762 m)
- Purchase complete system with 100' (30.48 m) cable (VAL-1) or purchase components individually

WEISER LOCK

Collections

Collections series deadbolts boast Grade I security with a 1" full bolt and titanium alloy throwbolt core. The deadbolts have 'free' spinning guards to deter wrench attacks, anti-pry shields, anti-pick top pins, along with ball bearing embedded cylinder cores for uncompromised security. Grade 1 security is the highest level of residential security available.

Entrance Locks					Finishes
 Amherst	 Ashfield	 Avalon	 Bingsley	 Davenport	 3 or 3BR Bright Brass
 Grayson	 Longbourn	 Monaco	 Pemberley	 Whistler	 5 Antique Brass
					 11P Venetian Bronze
					 15 Satin Nickel
					 15A Antique Nickel
					 26 Bright Chrome
					 26D Satin Chrome
Levers		Knobs			
 Ashfield	 Brooklane	 Brixton			 501 Rustic Bronze
 Avalon	 Commonwealth	 Wickham			 502 Rustic Pewter
 Maya	 Trapani	 Hancock			 514 Iron Black

WEISER LOCK

WELCOME HOME

Welcome Home Series® deadbolts offer maximum security in single and double cylinder functions providing added security and peace of mind. All Welcome Home Series deadbolts feature a one-inch projection bolt and meet the highest residential ANSI grading requirements (Grade II).

Entrance Locks



Acacia



Augusta



Collonade



Columbia



Heritage



Hawthorne



Shelburne



Levers



Aspen



Dane



Galiano



Toluca

Finishes



3 or 3BR
Bright Brass



5
Antique Brass



11P
Venetian Bronze



15
Satin Nickel



15A
Antique Nickel



26
Bright Chrome



26D
Satin Chrome

Single dead bolts



GD9471



GD4471

Knobs



Huntington



Troy



Phoenix



Laurel



501
Rustic Bronze



502
Rustic Pewter







514
Iron Black

WEISER LOCK

ELEMENTS

Featuring a full 1" projection deadbolt, a 1/4" hardened steel, free-turning roller and heavy duty mounting screws, Elements Series™ deadbolts provide the security and peace of mind you're looking for. Choose from single or double cylinder functions in many decorator finishes to meet all your security needs.

Entrance Locks	Levers	Knobs	Finishes
 <p>Dakota Finishes : L03 - 5 - 15 15A - 26D</p>	 <p>Kim</p>	 <p>Fairfax</p>	 <p>3 or 3BR Bright Brass</p>
 <p>Kingsway Finishes : 11P</p>	 <p>Alfni</p>	 <p>Beverly</p>	 <p>5 Antique Brass</p>
		 <p>Yukon</p>	 <p>11P Venetian Bronze</p>
			 <p>15 Satin Nickel</p>

Powerbolt®



Powerbolt

Powerbolt provides the convenience of keyless door locks and entry systems for today's active lifestyle. The latest in electronic technology operates on just 4 AA batteries and permits access with your personalized code or a key.

Easy To Program

- You choose your own secret personal code consisting of 4 to 8 digits.
- Your secret personal code can be changed easily, as often as you desire.
- Weiser Lock Tip: Not all criminals are stupid - a four digit code used over years may become soiled. Once the 4 digits are obvious it only leaves a possible

24 combinations. Therefore Weiser Lock recommends a 6 - 8 digit code for further security. It is also recommended to change your code once a year.

- If 3 wrong codes are entered in a row a buzzer will sound for 15 seconds and the system shuts down to discourage further guessing.

SmartCode™



SMART CODE







NO MORE WORRYING ABOUT KEYS!

Upgrade to a more convenient, more controllable keyless entry deadbolt with SmartCode™. With your own personal code, you can enter your home with just a few simple pushes of a button and lock it with just one. You also get more control over who has access to your home. Just assign a temporary

code to whoever needs one and delete it when you see fit. Now, you can totally eliminate the need for keys. SmartCode is easy to install, program and use and operates on 4 AA batteries. SmartCode complements any Weiser knob, lever or handleset.

Features

- Keyless entry deadbolt - the ultimate in convenience and security
- The only one touch locking motorized deadbolt
- Back-lit keypad for increased visibility
- Installs in minutes with just a screwdriver - no hard wiring required
- Includes SmartKey™ re-key technology

	15A Antique Nickel
	26 Bright Chrome
	26D Satin Chrome
	501 Rustic Bronze
	502 Rustic Pewter
	514 Iron Black